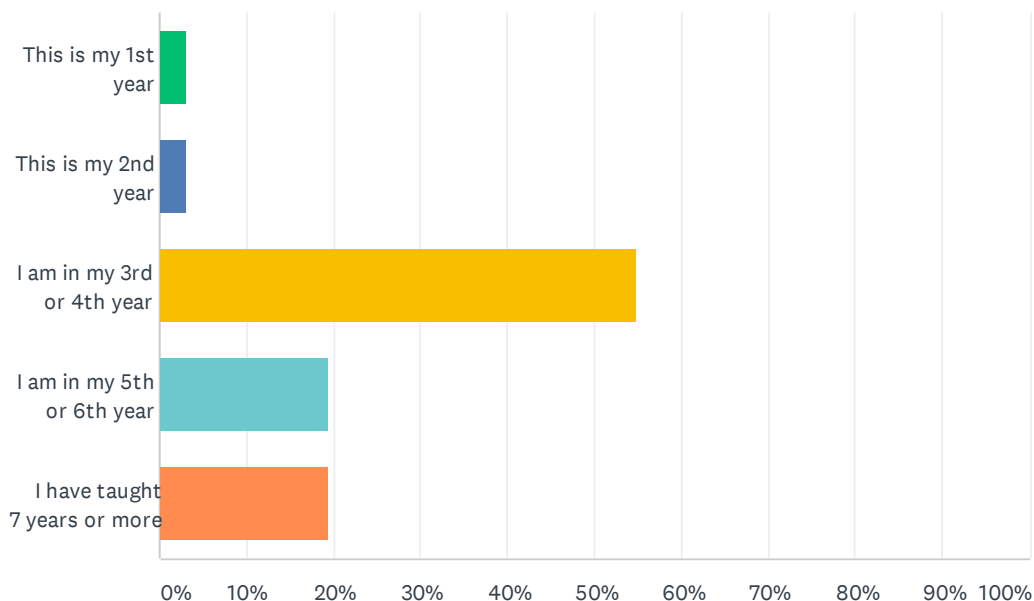


Q1 1. How many years have you taught as the teacher of record? (do not include substitute teaching or student teaching)

Answered: 31 Skipped: 0

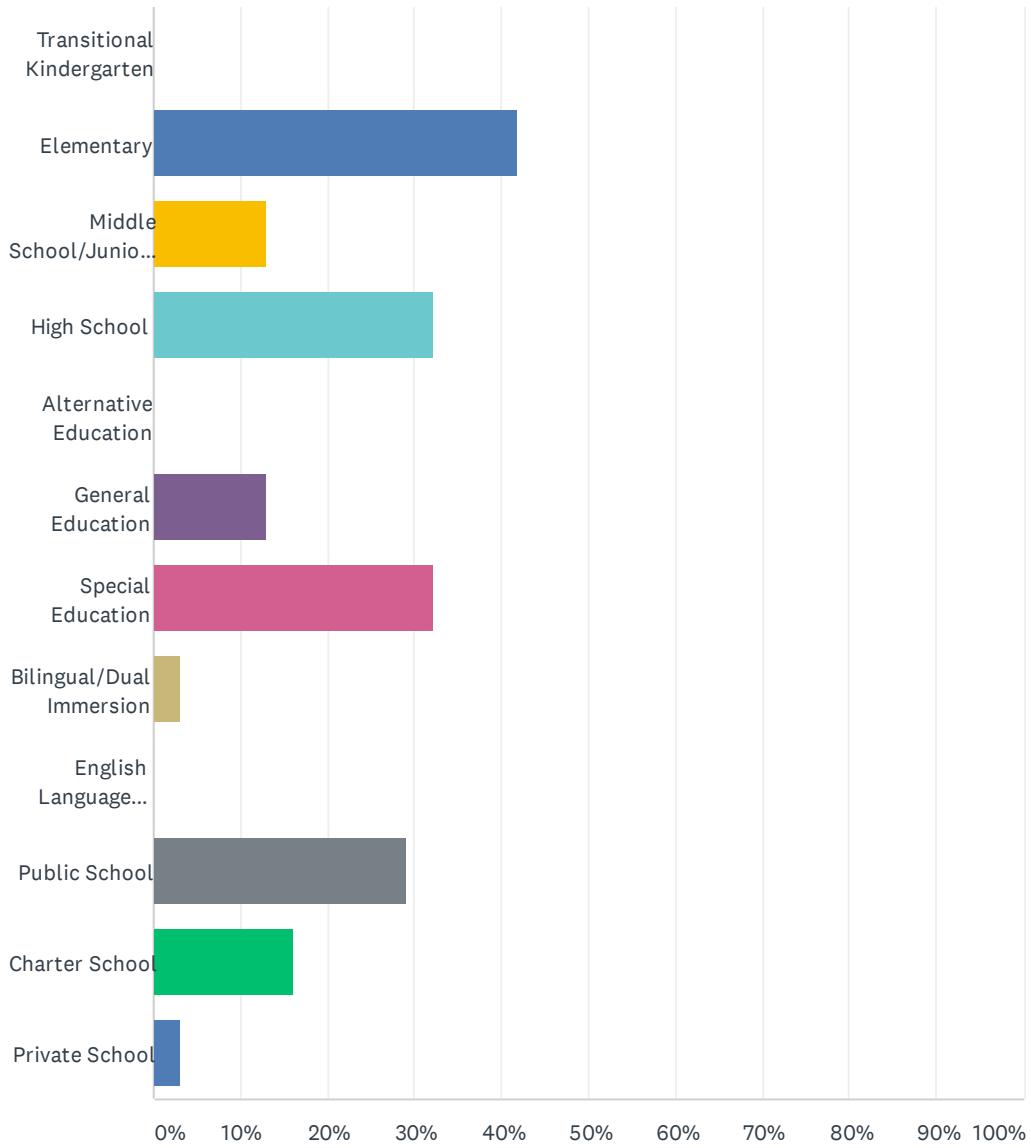


| ANSWER CHOICES | RESPONSES | |
|-------------------------------|-----------|-----------|
| This is my 1st year | 3.23% | 1 |
| This is my 2nd year | 3.23% | 1 |
| I am in my 3rd or 4th year | 54.84% | 17 |
| I am in my 5th or 6th year | 19.35% | 6 |
| I have taught 7 years or more | 19.35% | 6 |
| TOTAL | | 31 |

Q2 2. What is your teaching assignment this year? (check all that apply)

Answered: 31 Skipped: 0

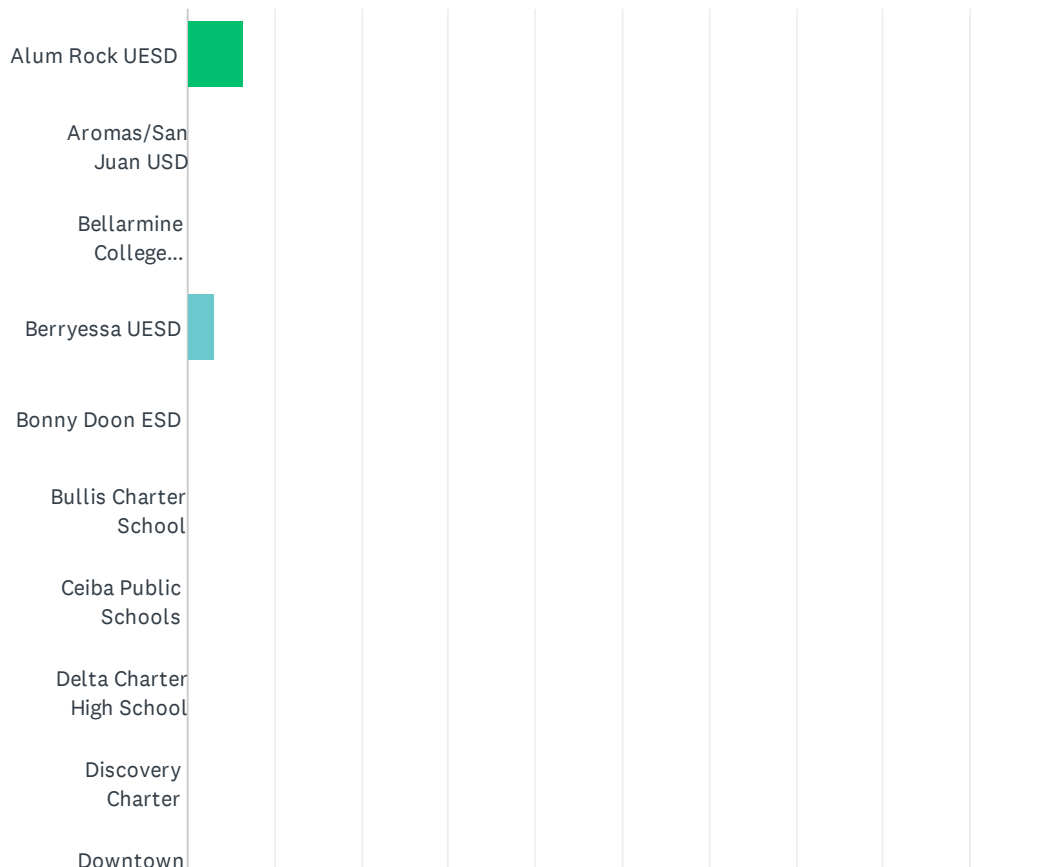
SC/SVNTTP 2019-20 ECO Annual Induction Survey - Required



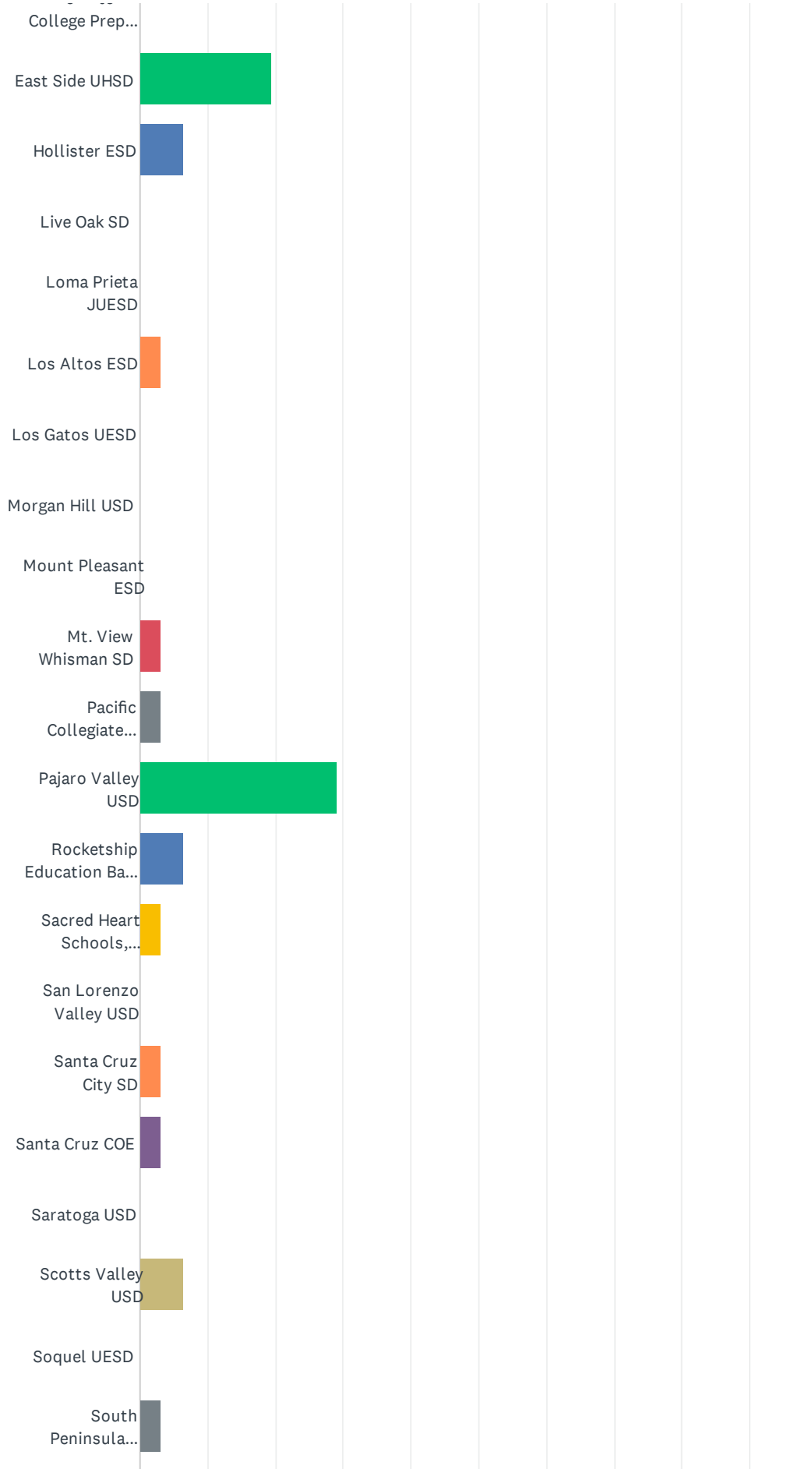
| ANSWER CHOICES | RESPONSES | |
|---------------------------|-----------|----|
| Transitional Kindergarten | 0.00% | 0 |
| Elementary | 41.94% | 13 |
| Middle School/Junior High | 12.90% | 4 |
| High School | 32.26% | 10 |
| Alternative Education | 0.00% | 0 |
| General Education | 12.90% | 4 |
| Special Education | 32.26% | 10 |
| Bilingual/Dual Immersion | 3.23% | 1 |
| English Language Learner | 0.00% | 0 |
| Public School | 29.03% | 9 |
| Charter School | 16.13% | 5 |
| Private School | 3.23% | 1 |
| Total Respondents: 31 | | |

Q3 3. In what district/charter school/private school did you teach this year?

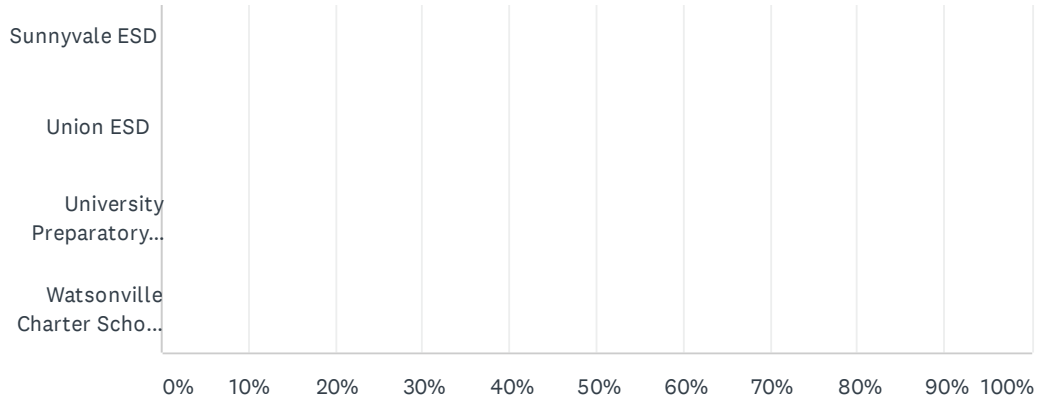
Answered: 31 Skipped: 0



SC/SVNTP 2019-20 ECO Annual Induction Survey - Required



SC/SVNTP 2019-20 ECO Annual Induction Survey - Required



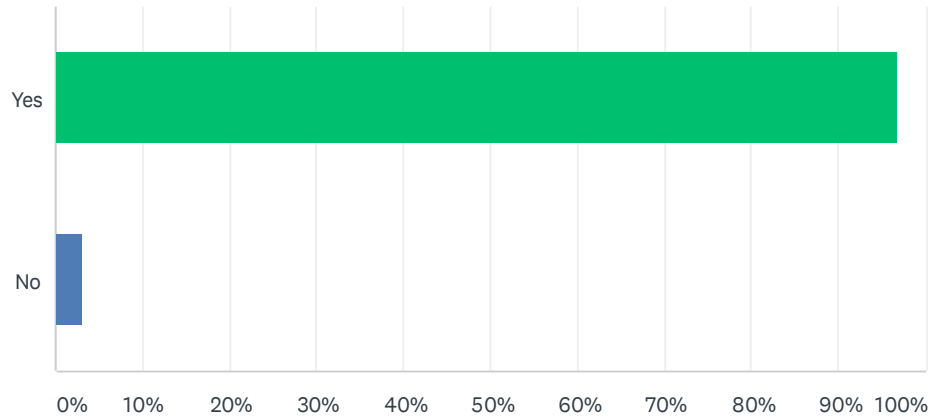
SC/SVNTS 2019-20 ECO Annual Induction Survey - Required

| ANSWER CHOICES | RESPONSES | |
|---------------------------------------|-----------|---|
| Alum Rock UESD | 6.45% | 2 |
| Aromas/San Juan USD | 0.00% | 0 |
| Bellarmine College Preparatory | 0.00% | 0 |
| Berryessa UESD | 3.23% | 1 |
| Bonny Doon ESD | 0.00% | 0 |
| Bullis Charter School | 0.00% | 0 |
| Ceiba Public Schools | 0.00% | 0 |
| Delta Charter High School | 0.00% | 0 |
| Discovery Charter | 0.00% | 0 |
| Downtown College Prep Charter Schools | 0.00% | 0 |
| East Side UHSD | 19.35% | 6 |
| Hollister ESD | 6.45% | 2 |
| Live Oak SD | 0.00% | 0 |
| Loma Prieta JUESD | 0.00% | 0 |
| Los Altos ESD | 3.23% | 1 |
| Los Gatos UESD | 0.00% | 0 |
| Morgan Hill USD | 0.00% | 0 |
| Mount Pleasant ESD | 0.00% | 0 |
| Mt. View Whisman SD | 3.23% | 1 |
| Pacific Collegiate Charter PCS | 3.23% | 1 |
| Pajaro Valley USD | 29.03% | 9 |
| Rocketship Education Bay Area | 6.45% | 2 |
| Sacred Heart Schools, Atherton | 3.23% | 1 |
| San Lorenzo Valley USD | 0.00% | 0 |
| Santa Cruz City SD | 3.23% | 1 |
| Santa Cruz COE | 3.23% | 1 |
| Saratoga USD | 0.00% | 0 |
| Scotts Valley USD | 6.45% | 2 |
| Soquel UESD | 0.00% | 0 |
| South Peninsula Hebrew Day School | 3.23% | 1 |
| Sunnyvale ESD | 0.00% | 0 |
| Union ESD | 0.00% | 0 |

| | | |
|--|-------|-----------|
| University Preparatory Academy | 0.00% | 0 |
| Watsonville Charter School of the Arts | 0.00% | 0 |
| TOTAL | | 31 |

Q4 4. Did you work with the same mentor all year?

Answered: 31 Skipped: 0



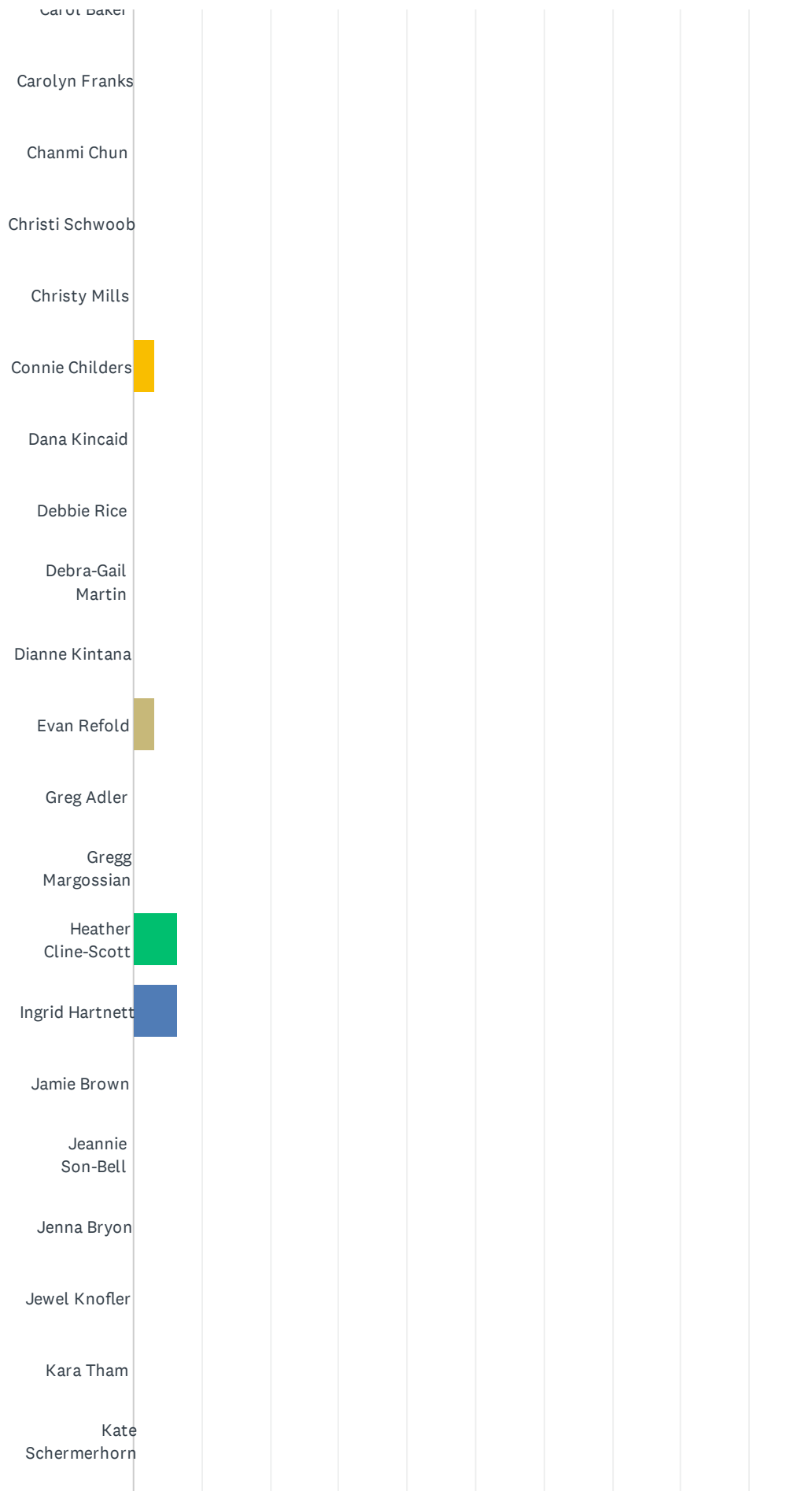
| ANSWER CHOICES | RESPONSES |
|----------------|-----------|
| Yes | 96.77% 30 |
| No | 3.23% 1 |
| TOTAL | 31 |

Q5 5. Who is your current mentor?

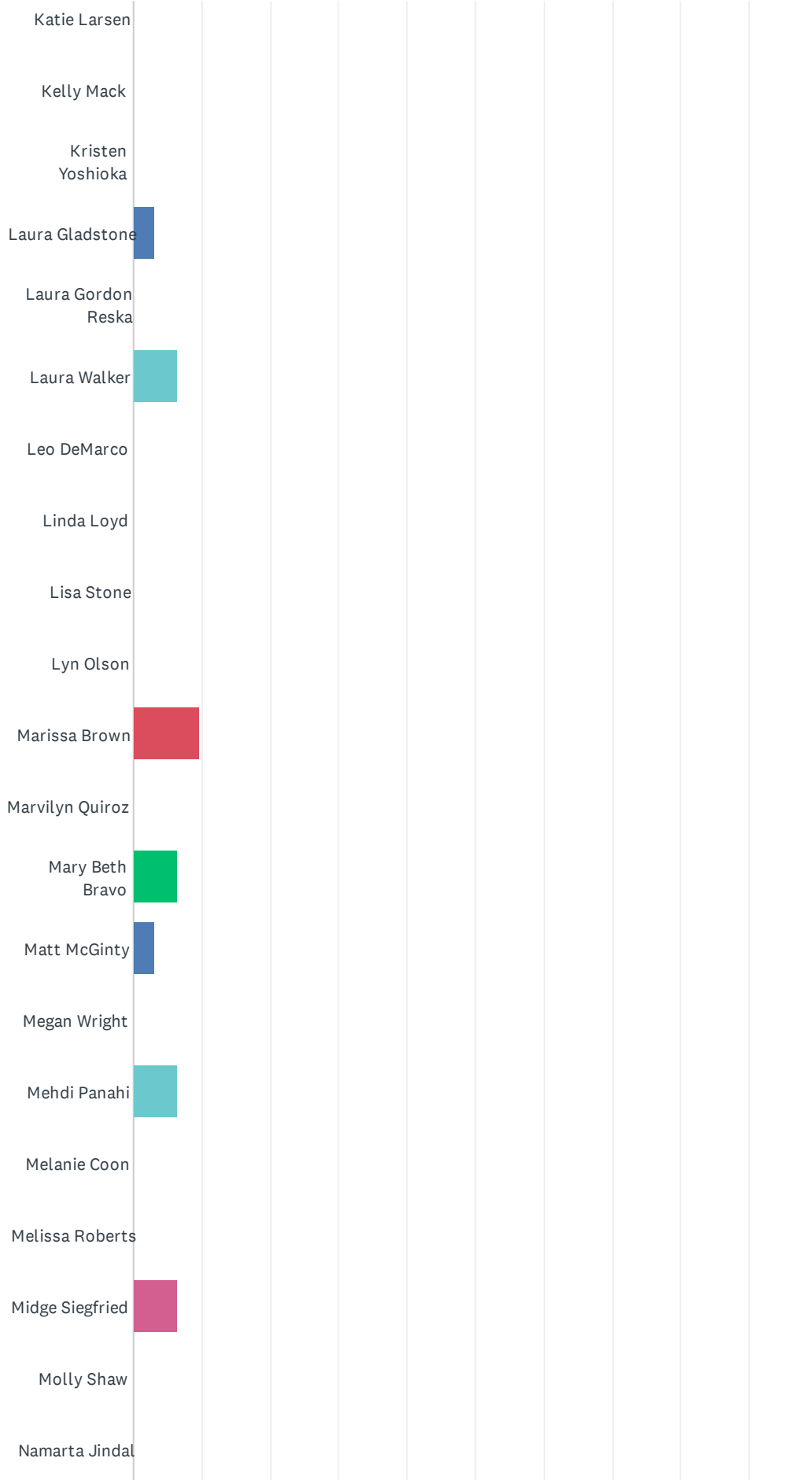
Answered: 31 Skipped: 0



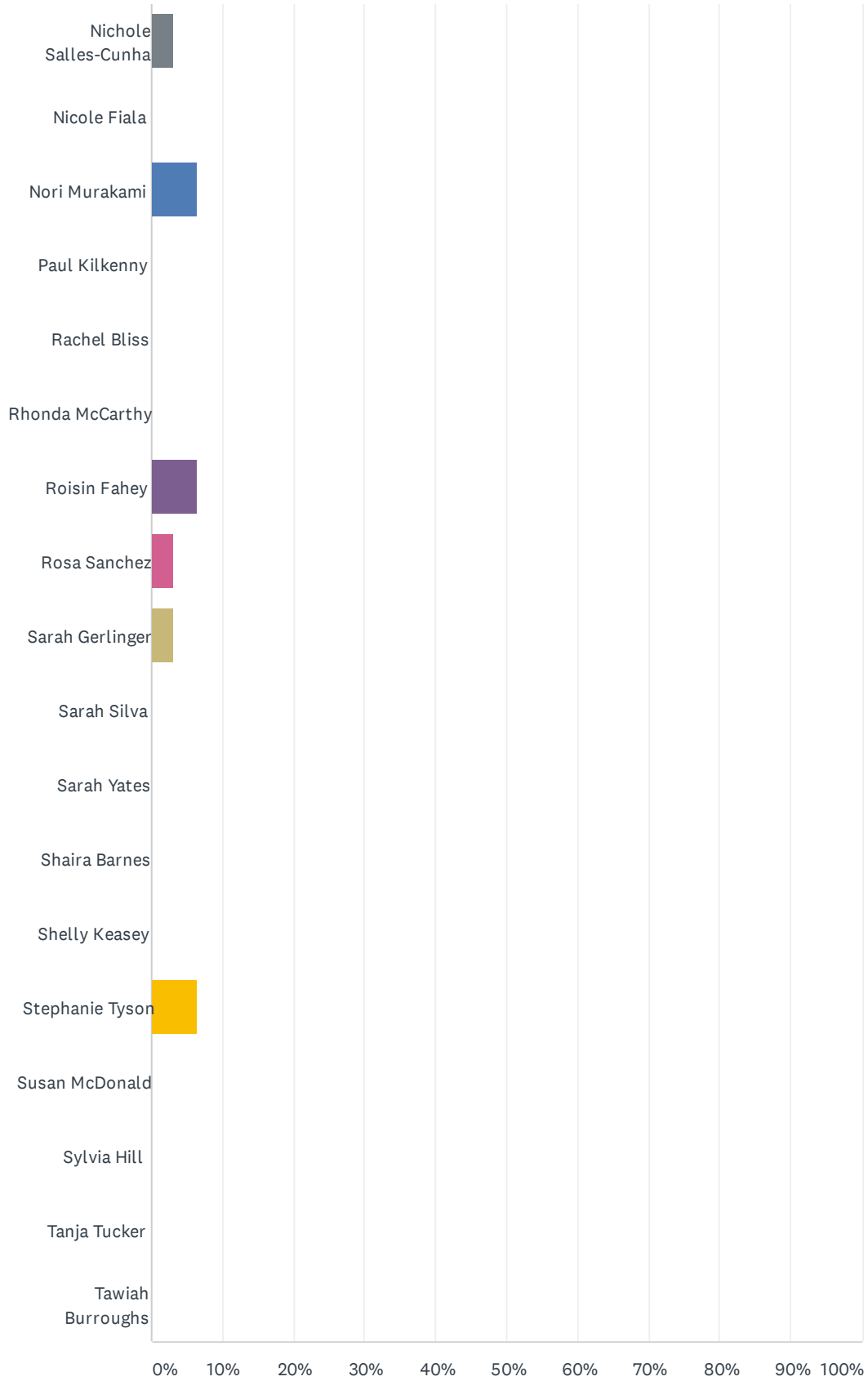
SC/SVNTF 2019-20 ECO Annual Induction Survey - Required



SC/SVNTF 2019-20 ECO Annual Induction Survey - Required



SC/SVNTP 2019-20 ECO Annual Induction Survey - Required



SC/SVNTP 2019-20 ECO Annual Induction Survey - Required

| ANSWER CHOICES | RESPONSES | |
|---------------------|-----------|---|
| Abigail Soriano | 3.23% | 1 |
| Alexia Ford | 0.00% | 0 |
| Andralee Pervorse | 0.00% | 0 |
| Ann McCarty | 3.23% | 1 |
| Anne Zhang | 0.00% | 0 |
| Beth Landry | 0.00% | 0 |
| Candace McIsaac | 3.23% | 1 |
| Carol Baker | 0.00% | 0 |
| Carolyn Franks | 0.00% | 0 |
| Chanmi Chun | 0.00% | 0 |
| Christi Schwoob | 0.00% | 0 |
| Christy Mills | 0.00% | 0 |
| Connie Childers | 3.23% | 1 |
| Dana Kincaid | 0.00% | 0 |
| Debbie Rice | 0.00% | 0 |
| Debra-Gail Martin | 0.00% | 0 |
| Dianne Kintana | 0.00% | 0 |
| Evan Refold | 3.23% | 1 |
| Greg Adler | 0.00% | 0 |
| Gregg Margossian | 0.00% | 0 |
| Heather Cline-Scott | 6.45% | 2 |
| Ingrid Hartnett | 6.45% | 2 |
| Jamie Brown | 0.00% | 0 |
| Jeannie Son-Bell | 0.00% | 0 |
| Jenna Bryon | 0.00% | 0 |
| Jewel Knofler | 0.00% | 0 |
| Kara Tham | 0.00% | 0 |
| Kate Schermerhorn | 0.00% | 0 |
| Katie Larsen | 0.00% | 0 |
| Kelly Mack | 0.00% | 0 |
| Kristen Yoshioka | 0.00% | 0 |
| Laura Gladstone | 3.23% | 1 |

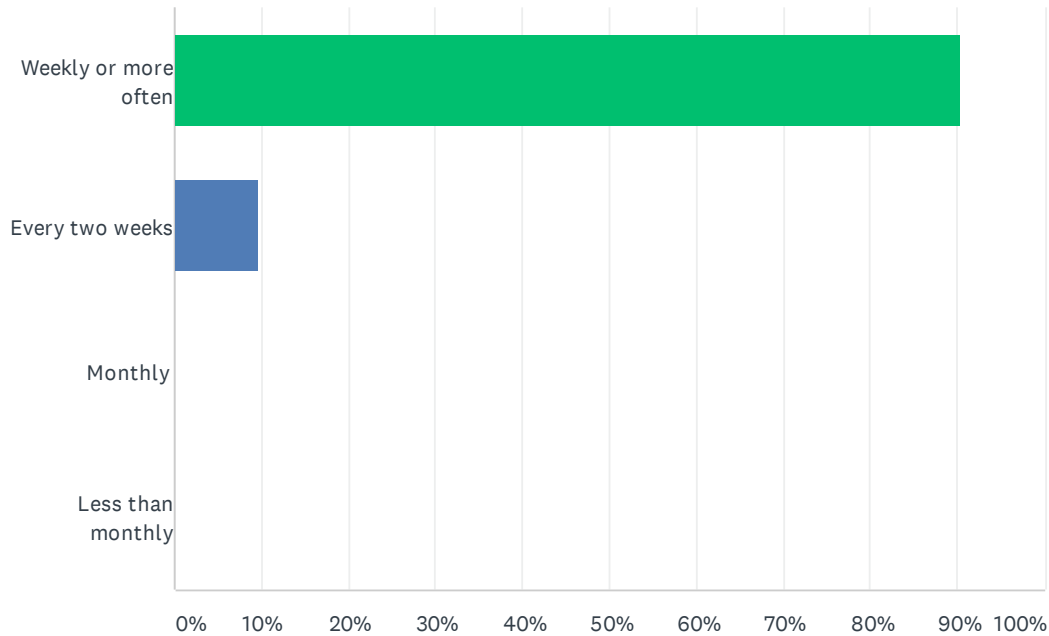
SC/SVNTP 2019-20 ECO Annual Induction Survey - Required

| | | |
|----------------------|-------|---|
| Laura Gordon Reska | 0.00% | 0 |
| Laura Walker | 6.45% | 2 |
| Leo DeMarco | 0.00% | 0 |
| Linda Loyd | 0.00% | 0 |
| Lisa Stone | 0.00% | 0 |
| Lyn Olson | 0.00% | 0 |
| Marissa Brown | 9.68% | 3 |
| Marvilyn Quiroz | 0.00% | 0 |
| Mary Beth Bravo | 6.45% | 2 |
| Matt McGinty | 3.23% | 1 |
| Megan Wright | 0.00% | 0 |
| Mehdi Panahi | 6.45% | 2 |
| Melanie Coon | 0.00% | 0 |
| Melissa Roberts | 0.00% | 0 |
| Midge Siegfried | 6.45% | 2 |
| Molly Shaw | 0.00% | 0 |
| Namarta Jindal | 0.00% | 0 |
| Nichole Salles-Cunha | 3.23% | 1 |
| Nicole Fiala | 0.00% | 0 |
| Nori Murakami | 6.45% | 2 |
| Paul Kilkenny | 0.00% | 0 |
| Rachel Bliss | 0.00% | 0 |
| Rhonda McCarthy | 0.00% | 0 |
| Roisin Fahey | 6.45% | 2 |
| Rosa Sanchez | 3.23% | 1 |
| Sarah Gerlinger | 3.23% | 1 |
| Sarah Silva | 0.00% | 0 |
| Sarah Yates | 0.00% | 0 |
| Shaira Barnes | 0.00% | 0 |
| Shelly Keasey | 0.00% | 0 |
| Stephanie Tyson | 6.45% | 2 |
| Susan McDonald | 0.00% | 0 |
| Sylvia Hill | 0.00% | 0 |
| Tanja Tucker | 0.00% | 0 |

| | | |
|------------------|-------|-----------|
| Tawiah Burroughs | 0.00% | 0 |
| TOTAL | | 31 |

Q6 1. How often do you collaborate with your mentor?

Answered: 31 Skipped: 0

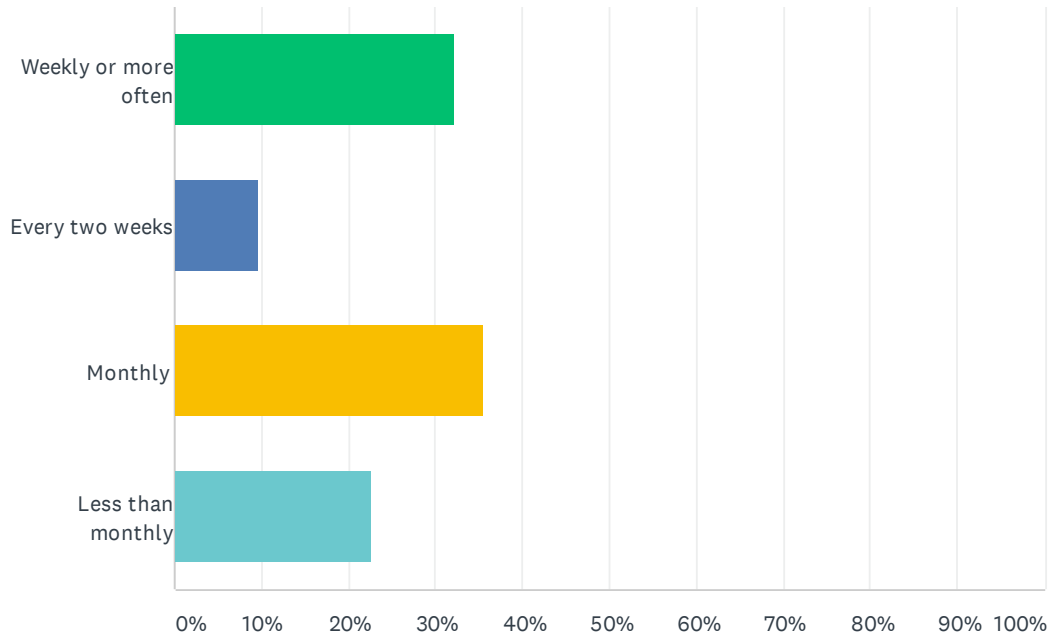


| ANSWER CHOICES | RESPONSES | |
|----------------------|-----------|-----------|
| Weekly or more often | 90.32% | 28 |
| Every two weeks | 9.68% | 3 |
| Monthly | 0.00% | 0 |
| Less than monthly | 0.00% | 0 |
| TOTAL | | 31 |

Q7 2. Prior to school closures, how often did your mentor observe you teaching and give you feedback?

Answered: 31 Skipped: 0

SC/SVNTP 2019-20 ECO Annual Induction Survey - Required

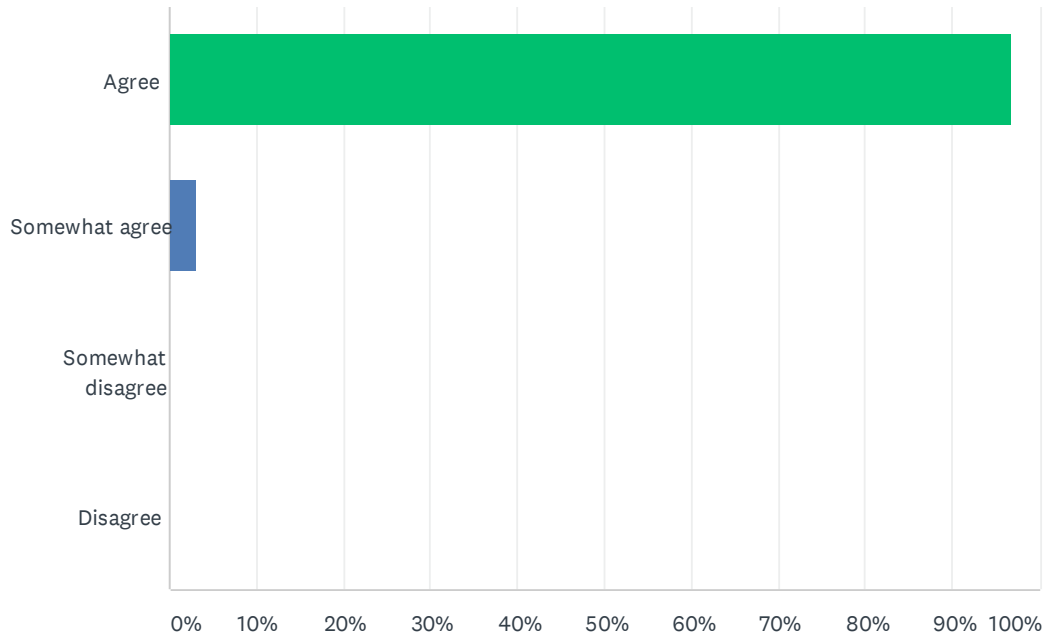


| ANSWER CHOICES | RESPONSES | |
|----------------------|-----------|-----------|
| Weekly or more often | 32.26% | 10 |
| Every two weeks | 9.68% | 3 |
| Monthly | 35.48% | 11 |
| Less than monthly | 22.58% | 7 |
| TOTAL | | 31 |

Q8 1. My mentor works collaboratively with me on my Induction processes.

Answered: 31 Skipped: 0

SC/SVNTP 2019-20 ECO Annual Induction Survey - Required

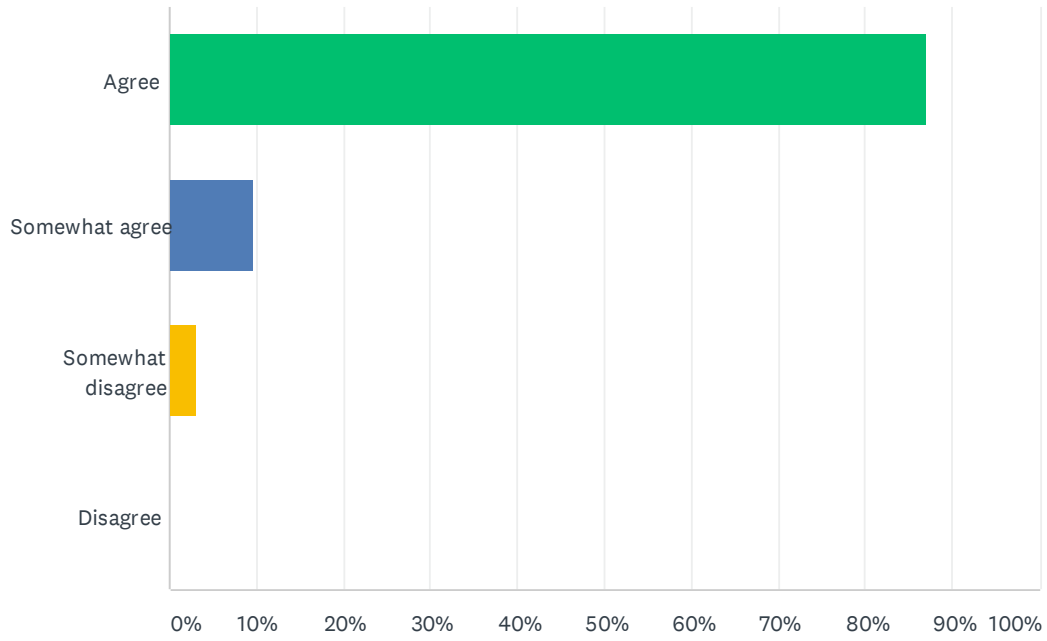


| ANSWER CHOICES | RESPONSES | |
|-------------------|-----------|----|
| Agree | 96.77% | 30 |
| Somewhat agree | 3.23% | 1 |
| Somewhat disagree | 0.00% | 0 |
| Disagree | 0.00% | 0 |
| TOTAL | | 31 |

Q9 2. My mentor helps me manage my Induction program components in a meaningful way.

Answered: 31 Skipped: 0

SC/SVNTP 2019-20 ECO Annual Induction Survey - Required

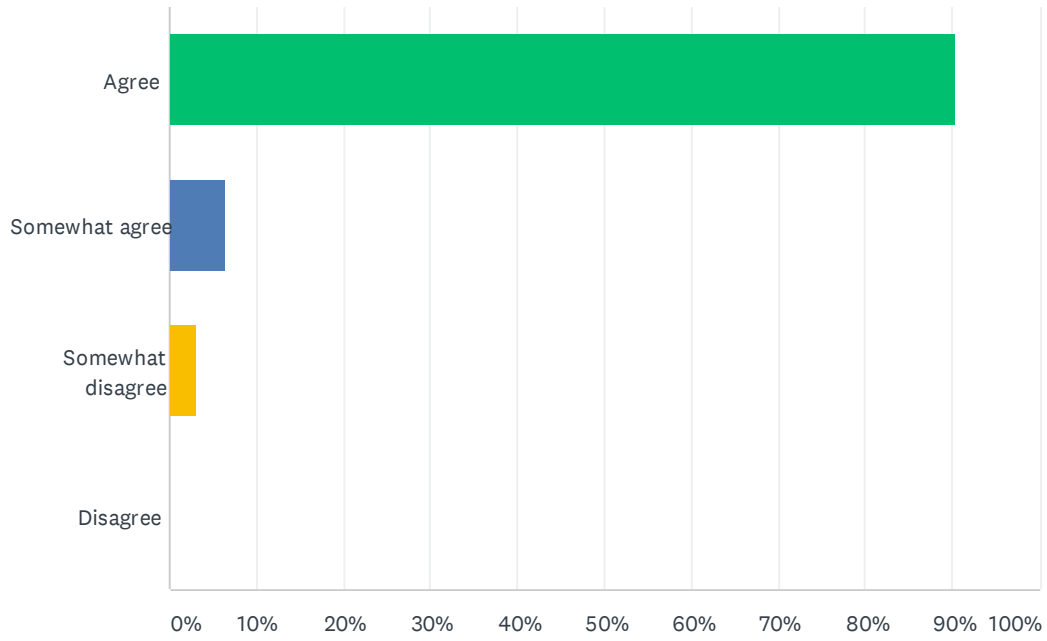


| ANSWER CHOICES | RESPONSES | |
|-------------------|-----------|-----------|
| Agree | 87.10% | 27 |
| Somewhat agree | 9.68% | 3 |
| Somewhat disagree | 3.23% | 1 |
| Disagree | 0.00% | 0 |
| TOTAL | | 31 |

Q10 3. My mentor supports me in developing strategies that foster my resilience and helps me find joy in the profession.

Answered: 31 Skipped: 0

SC/SVNTP 2019-20 ECO Annual Induction Survey - Required

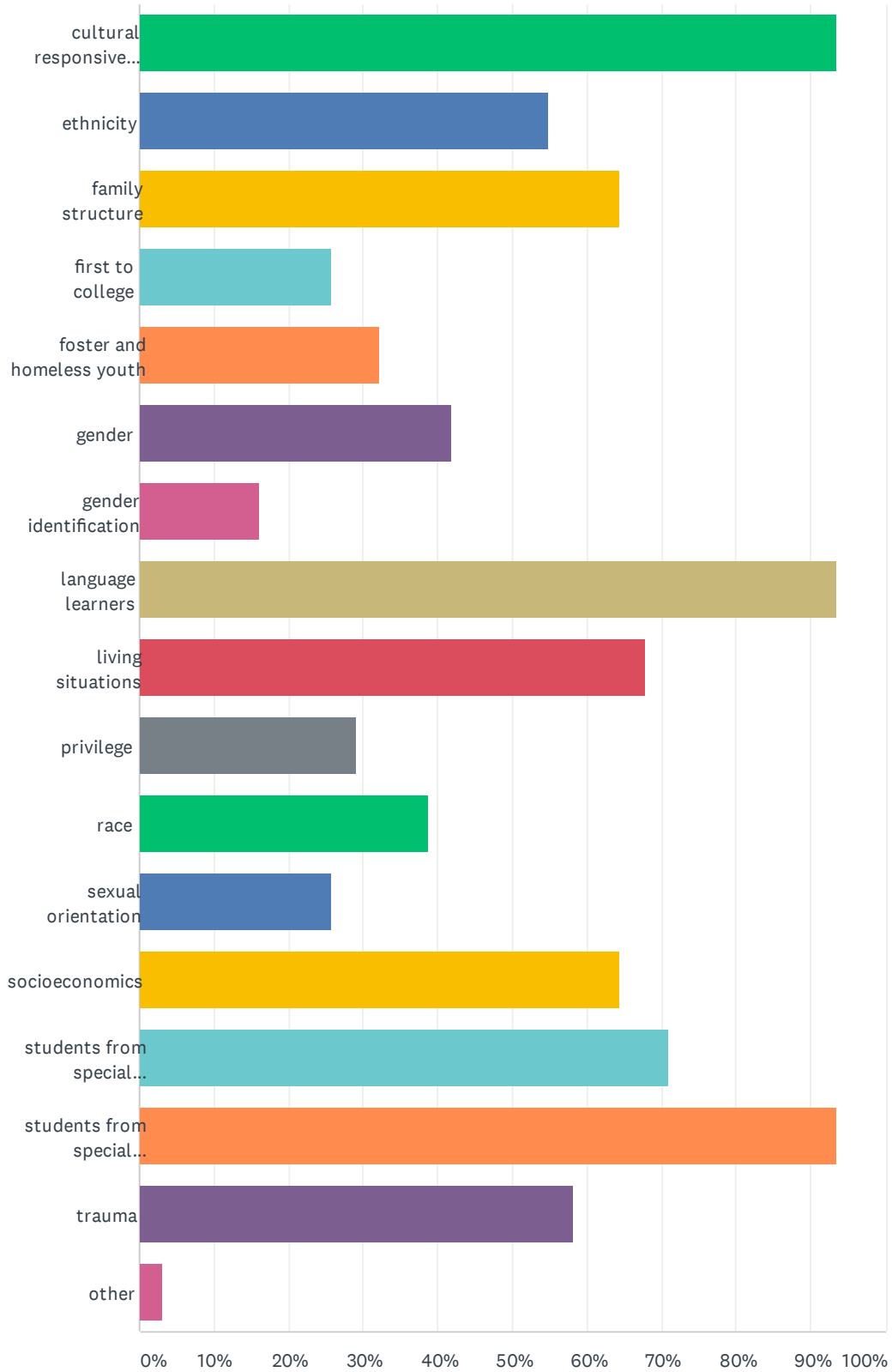


| ANSWER CHOICES | RESPONSES | |
|-------------------|-----------|-----------|
| Agree | 90.32% | 28 |
| Somewhat agree | 6.45% | 2 |
| Somewhat disagree | 3.23% | 1 |
| Disagree | 0.00% | 0 |
| TOTAL | | 31 |

Q11 1a. My mentor and I have engaged in equity conversations regarding (check all that apply)

Answered: 31 Skipped: 0

SC/SVNTTP 2019-20 ECO Annual Induction Survey - Required



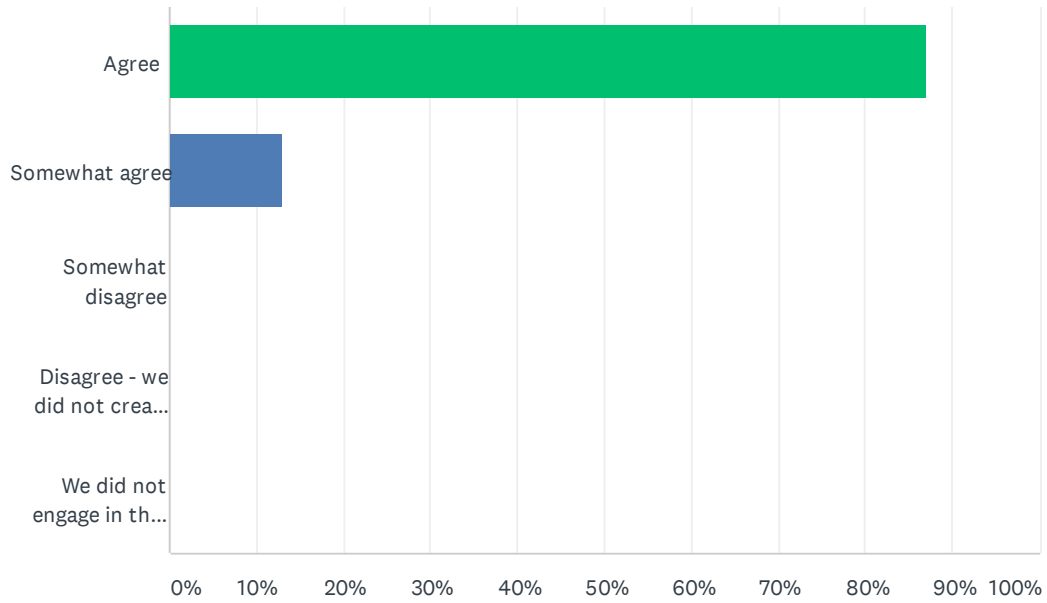
SC/SVNTTP 2019-20 ECO Annual Induction Survey - Required

| ANSWER CHOICES | RESPONSES | |
|---|-----------|----|
| cultural responsive pedagogy | 93.55% | 29 |
| ethnicity | 54.84% | 17 |
| family structure | 64.52% | 20 |
| first to college | 25.81% | 8 |
| foster and homeless youth | 32.26% | 10 |
| gender | 41.94% | 13 |
| gender identification | 16.13% | 5 |
| language learners | 93.55% | 29 |
| living situations | 67.74% | 21 |
| privilege | 29.03% | 9 |
| race | 38.71% | 12 |
| sexual orientation | 25.81% | 8 |
| socioeconomics | 64.52% | 20 |
| students from special populations (advanced learners) | 70.97% | 22 |
| students from special populations (special needs) | 93.55% | 29 |
| trauma | 58.06% | 18 |
| other | 3.23% | 1 |
| Total Respondents: 31 | | |

Q12 1b. As a result of engaging in equity conversations, my mentor and I created doable actions in my Individual Learning Plan(s) (ILP[s]).

Answered: 31 Skipped: 0

SC/SVNTP 2019-20 ECO Annual Induction Survey - Required



| ANSWER CHOICES | RESPONSES | |
|--|-----------|-----------|
| Agree | 87.10% | 27 |
| Somewhat agree | 12.90% | 4 |
| Somewhat disagree | 0.00% | 0 |
| Disagree - we did not create equity focused doable actions/nest steps in my ILP(s) | 0.00% | 0 |
| We did not engage in these conversations | 0.00% | 0 |
| TOTAL | | 31 |

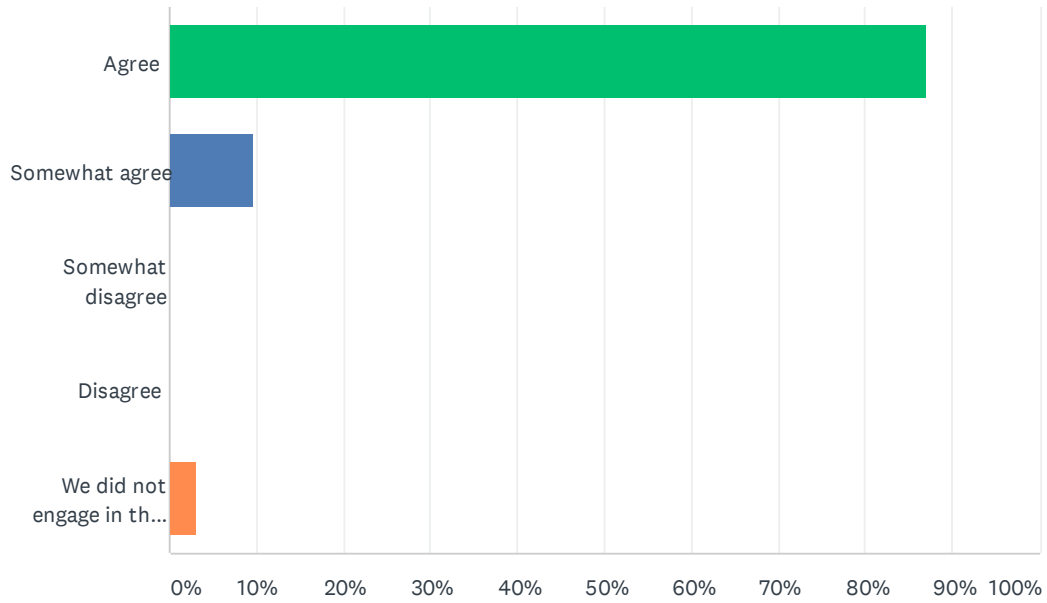
Q13 1c. Explain, please be as specific as possible

Answered: 31 Skipped: 0

Q14 1. Collaboration with my mentor on learning about my students' diverse strengths and needs advances students' learning.

Answered: 31 Skipped: 0

SC/SVNTTP 2019-20 ECO Annual Induction Survey - Required

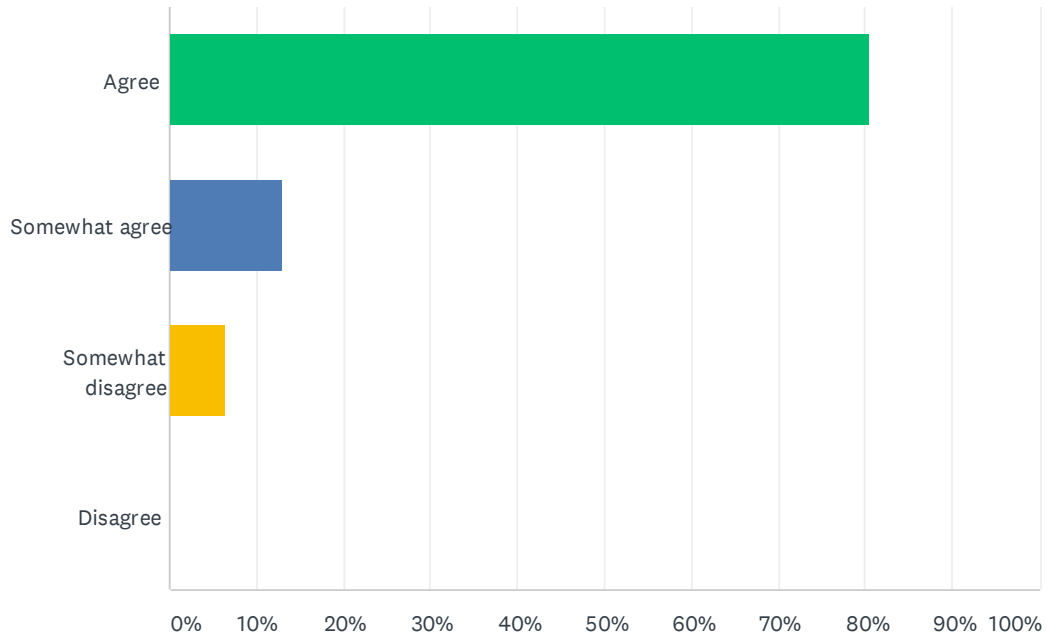


| ANSWER CHOICES | RESPONSES | |
|-----------------------------------|-----------|-----------|
| Agree | 87.10% | 27 |
| Somewhat agree | 9.68% | 3 |
| Somewhat disagree | 0.00% | 0 |
| Disagree | 0.00% | 0 |
| We did not engage in this process | 3.23% | 1 |
| TOTAL | | 31 |

Q15 2a. Collaboration with my mentor on Individual Learning Plan(s) (ILP[s]) influence my teaching practice.

Answered: 31 Skipped: 0

SC/SVNTP 2019-20 ECO Annual Induction Survey - Required

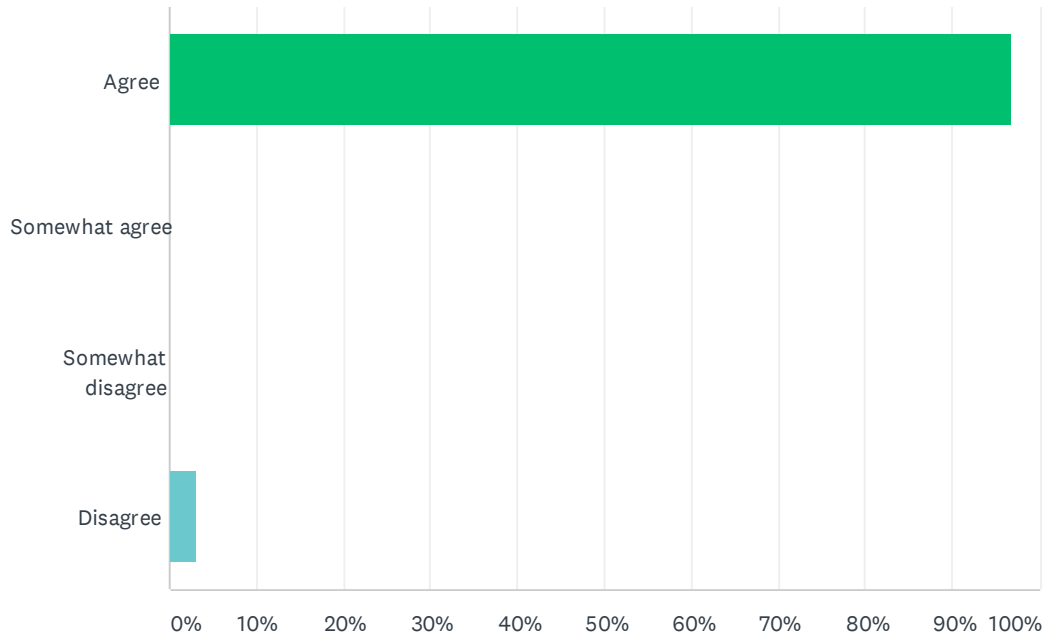


| ANSWER CHOICES | RESPONSES | |
|-------------------|-----------|-----------|
| Agree | 80.65% | 25 |
| Somewhat agree | 12.90% | 4 |
| Somewhat disagree | 6.45% | 2 |
| Disagree | 0.00% | 0 |
| TOTAL | | 31 |

Q16 2b. Collaboration with my mentor on my Individual Learning Plan(s) (ILP[s]) focused on student outcomes.

Answered: 31 Skipped: 0

SC/SVNTP 2019-20 ECO Annual Induction Survey - Required

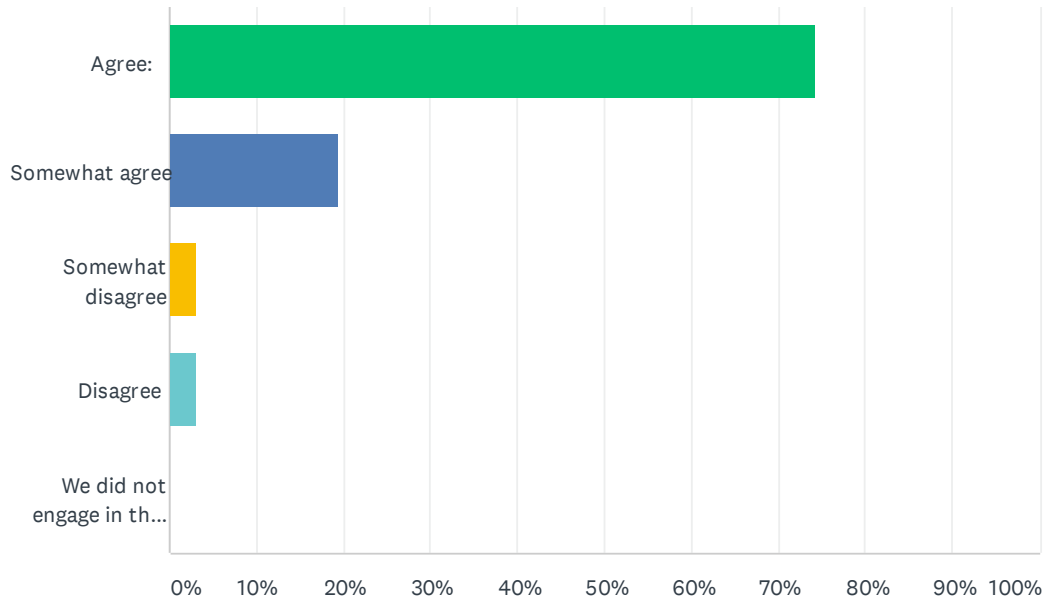


| ANSWER CHOICES | RESPONSES | |
|-------------------|-----------|-----------|
| Agree | 96.77% | 30 |
| Somewhat agree | 0.00% | 0 |
| Somewhat disagree | 0.00% | 0 |
| Disagree | 3.23% | 1 |
| TOTAL | | 31 |

Q17 2c. Collaboration with my mentor on the ILP goal setting process effectively integrated school/district priority sub groups.

Answered: 31 Skipped: 0

SC/SVNTP 2019-20 ECO Annual Induction Survey - Required



| ANSWER CHOICES | RESPONSES | |
|-----------------------------------|-----------|-----------|
| Agree: | 74.19% | 23 |
| Somewhat agree | 19.35% | 6 |
| Somewhat disagree | 3.23% | 1 |
| Disagree | 3.23% | 1 |
| We did not engage in this process | 0.00% | 0 |
| TOTAL | | 31 |

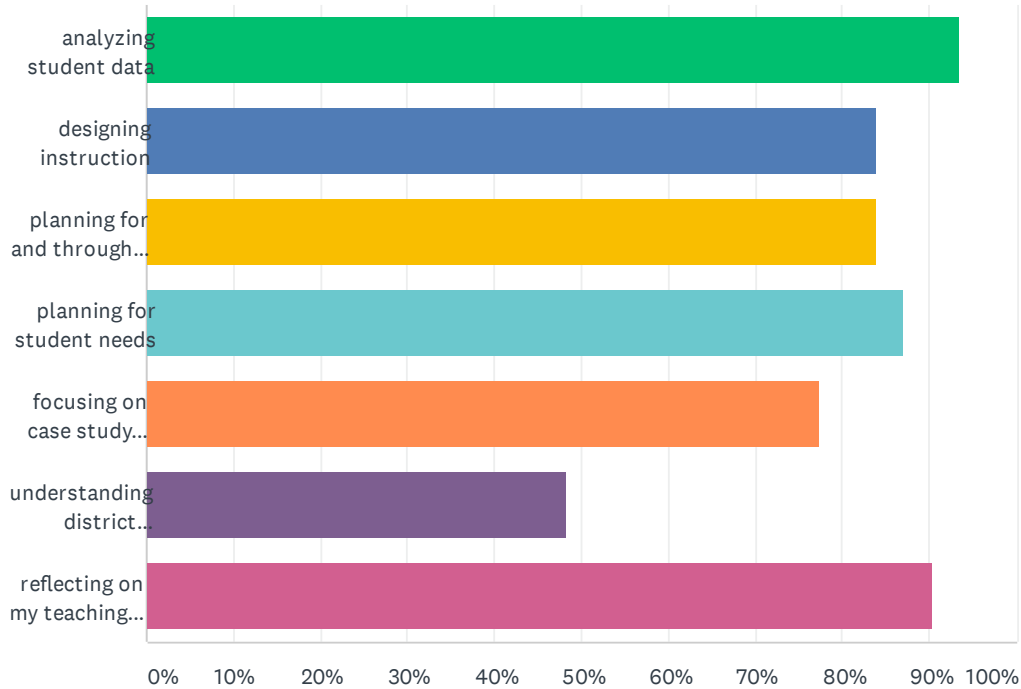
Q18 2d. Explain how the ILP process supported your teaching practice and advanced student learning.

Answered: 31 Skipped: 0

Q19 3a. Collaboration with my mentor on these processes influences my teaching practice (check all that apply)

Answered: 31 Skipped: 0

SC/SVNTTP 2019-20 ECO Annual Induction Survey - Required

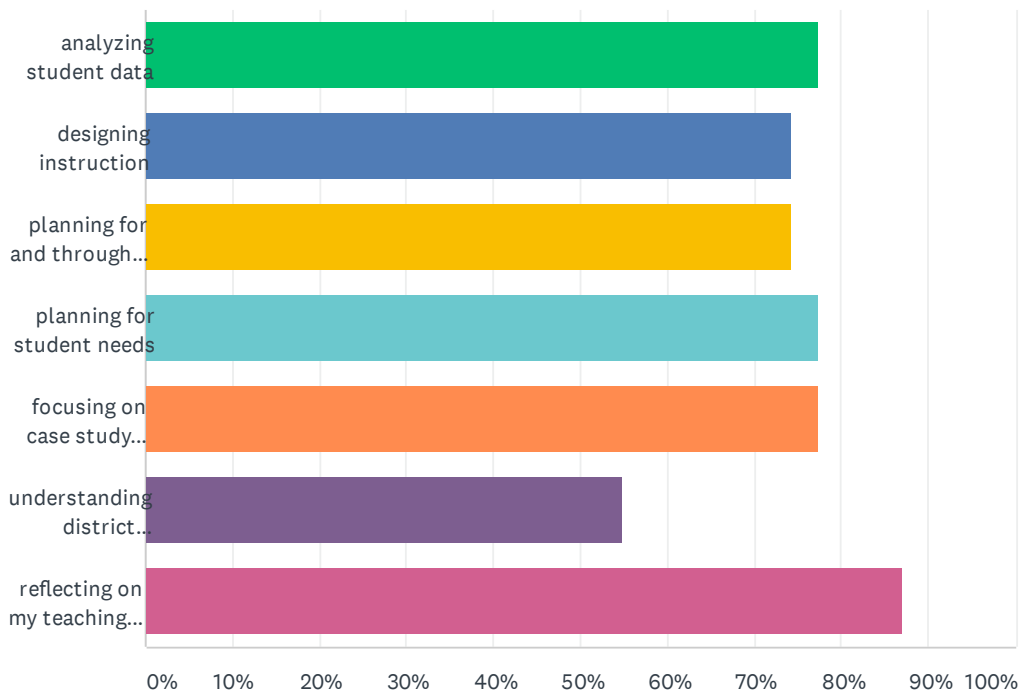


| ANSWER CHOICES | RESPONSES |
|--|-----------|
| analyzing student data | 93.55% 29 |
| designing instruction | 83.87% 26 |
| planning for and through student strengths | 83.87% 26 |
| planning for student needs | 87.10% 27 |
| focusing on case study students | 77.42% 24 |
| understanding district priority sub groups | 48.39% 15 |
| reflecting on my teaching practice | 90.32% 28 |
| Total Respondents: 31 | |

Q20 3b. Collaboration with my mentor on these processes advances my students' learning (check all that apply).

Answered: 31 Skipped: 0

SC/SVNTTP 2019-20 ECO Annual Induction Survey - Required

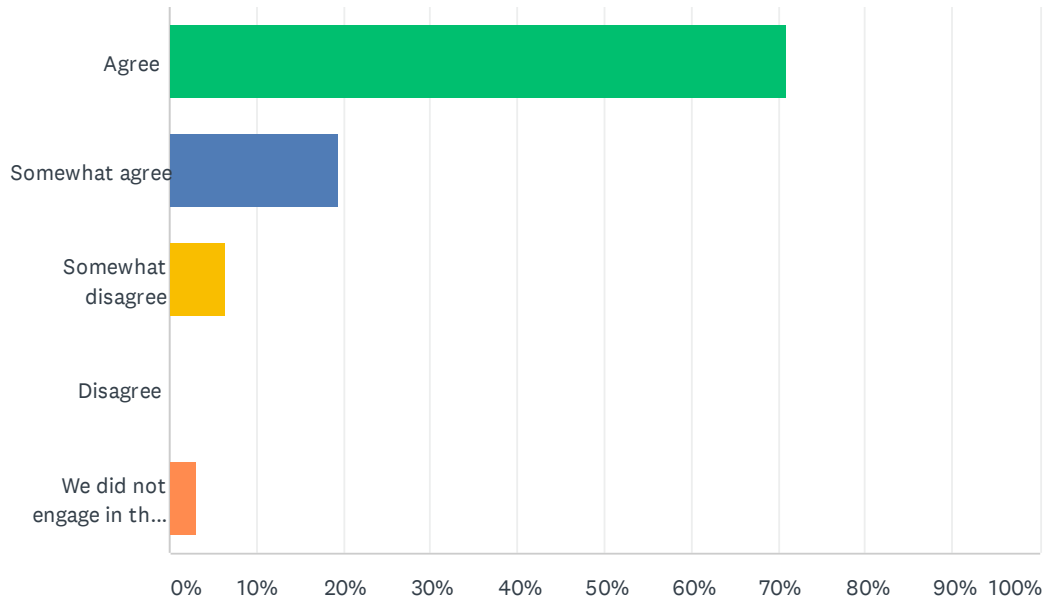


| ANSWER CHOICES | RESPONSES | COUNT |
|--|-----------|-------|
| analyzing student data | 77.42% | 24 |
| designing instruction | 74.19% | 23 |
| planning for and through student strengths | 74.19% | 23 |
| planning for student needs | 77.42% | 24 |
| focusing on case study students | 77.42% | 24 |
| understanding district priority sub groups | 54.84% | 17 |
| reflecting on my teaching practice | 87.10% | 27 |
| Total Respondents: 31 | | |

Q21 4a. My instruction improved as a result of collaborating with my mentor to engage and meet the needs of English Learners.

Answered: 31 Skipped: 0

SC/SVNTP 2019-20 ECO Annual Induction Survey - Required

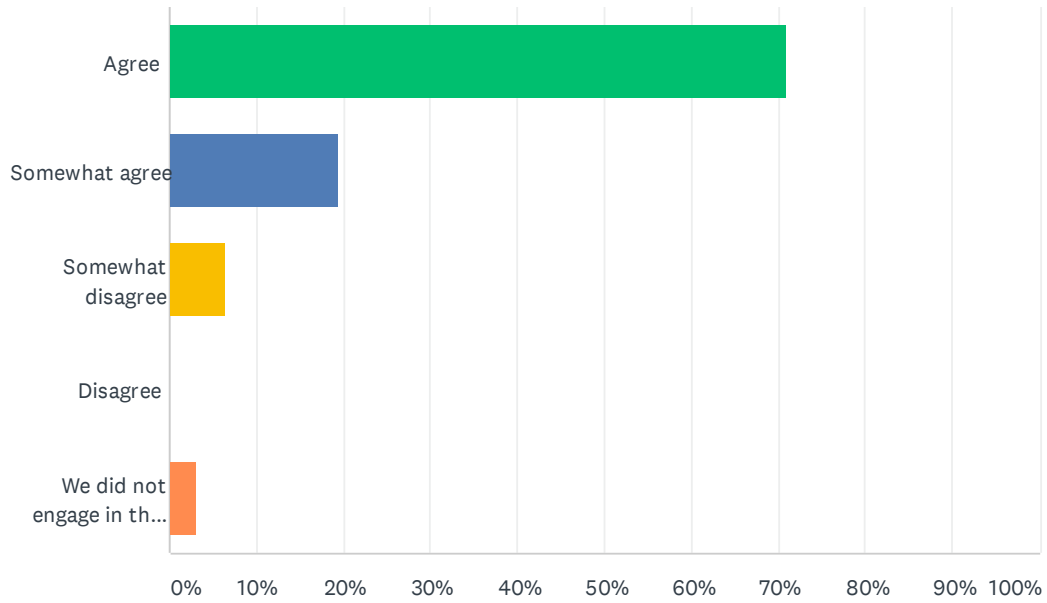


| ANSWER CHOICES | RESPONSES |
|-----------------------------------|-----------|
| Agree | 70.97% 22 |
| Somewhat agree | 19.35% 6 |
| Somewhat disagree | 6.45% 2 |
| Disagree | 0.00% 0 |
| We did not engage in this process | 3.23% 1 |
| TOTAL | 31 |

Q22 4b. My students' learning was positively impacted as a result of collaborating with my mentor to engage and meet the needs of English Learners.

Answered: 31 Skipped: 0

SC/SVNTP 2019-20 ECO Annual Induction Survey - Required

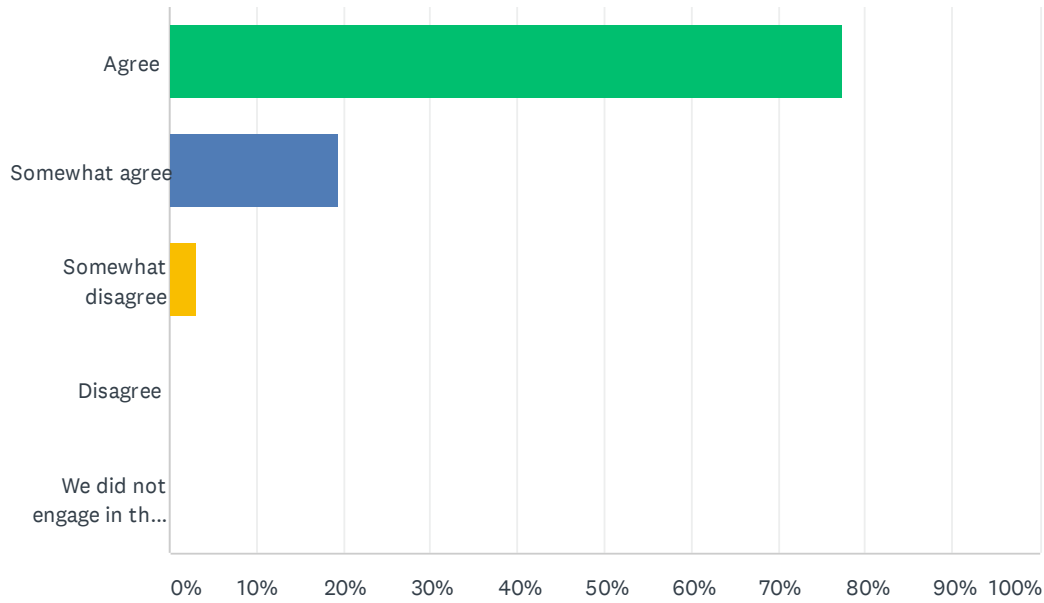


| ANSWER CHOICES | RESPONSES |
|-----------------------------------|-----------|
| Agree | 70.97% 22 |
| Somewhat agree | 19.35% 6 |
| Somewhat disagree | 6.45% 2 |
| Disagree | 0.00% 0 |
| We did not engage in this process | 3.23% 1 |
| TOTAL | 31 |

Q23 5a. My instruction improved as a result of collaborating with my mentor to engage and meet the needs of neurodiverse students (students from special populations).

Answered: 31 Skipped: 0

SC/SVNTP 2019-20 ECO Annual Induction Survey - Required

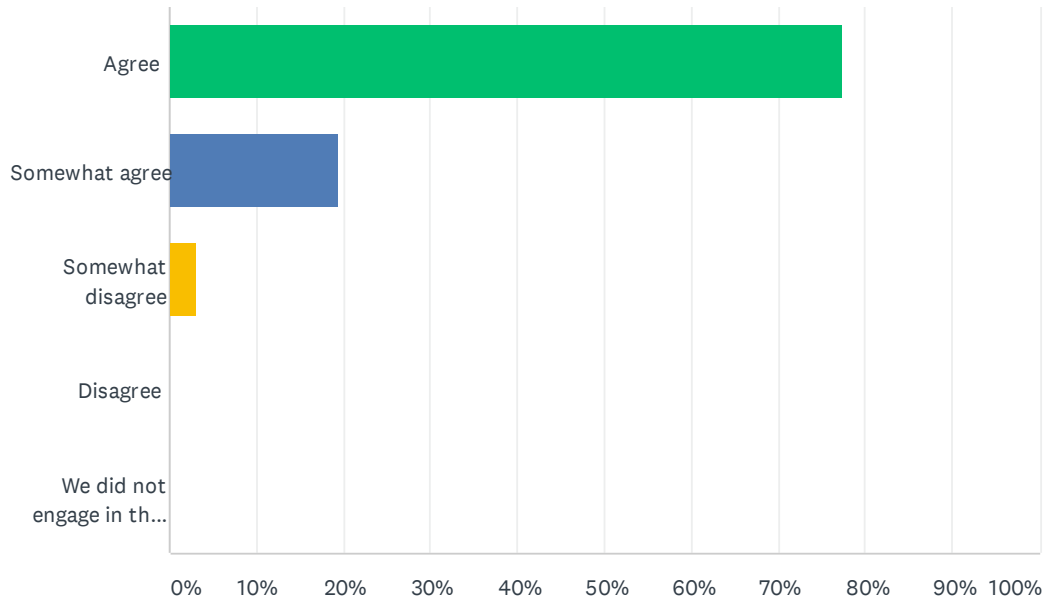


| ANSWER CHOICES | RESPONSES | |
|-----------------------------------|-----------|-----------|
| Agree | 77.42% | 24 |
| Somewhat agree | 19.35% | 6 |
| Somewhat disagree | 3.23% | 1 |
| Disagree | 0.00% | 0 |
| We did not engage in this process | 0.00% | 0 |
| TOTAL | | 31 |

Q24 5b. My students' learning was positively impacted as a result of collaborating with my mentor to engage and meet the needs of neurodiverse students (students from special populations).

Answered: 31 Skipped: 0

SC/SVNTTP 2019-20 ECO Annual Induction Survey - Required

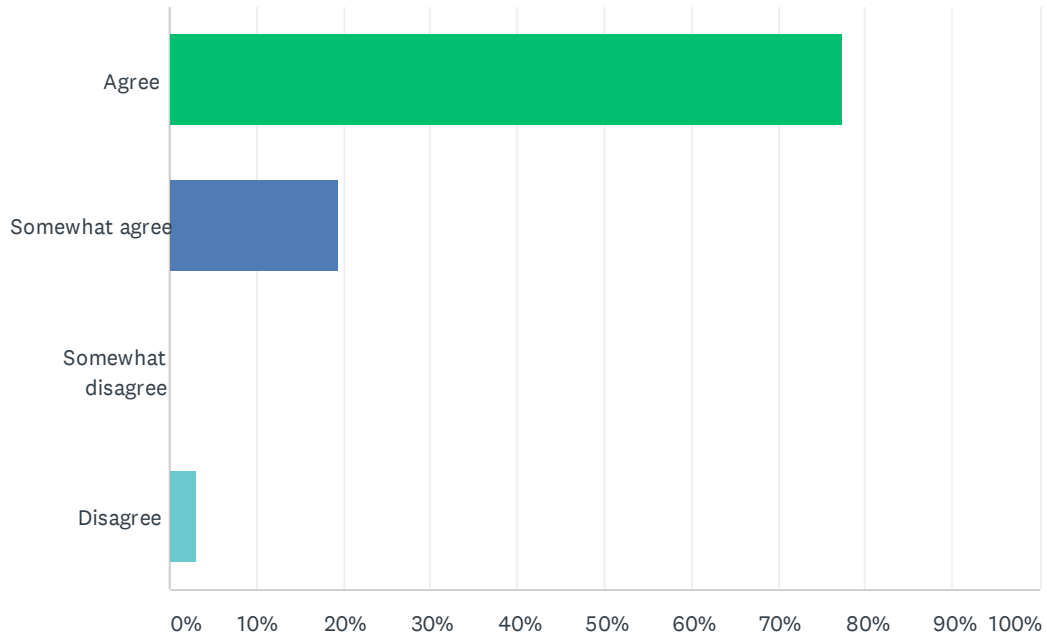


| ANSWER CHOICES | RESPONSES | |
|-----------------------------------|-----------|-----------|
| Agree | 77.42% | 24 |
| Somewhat agree | 19.35% | 6 |
| Somewhat disagree | 3.23% | 1 |
| Disagree | 0.00% | 0 |
| We did not engage in this process | 0.00% | 0 |
| TOTAL | | 31 |

Q25 6. Mentor feedback based on classroom observations influences my teaching practice.

Answered: 31 Skipped: 0

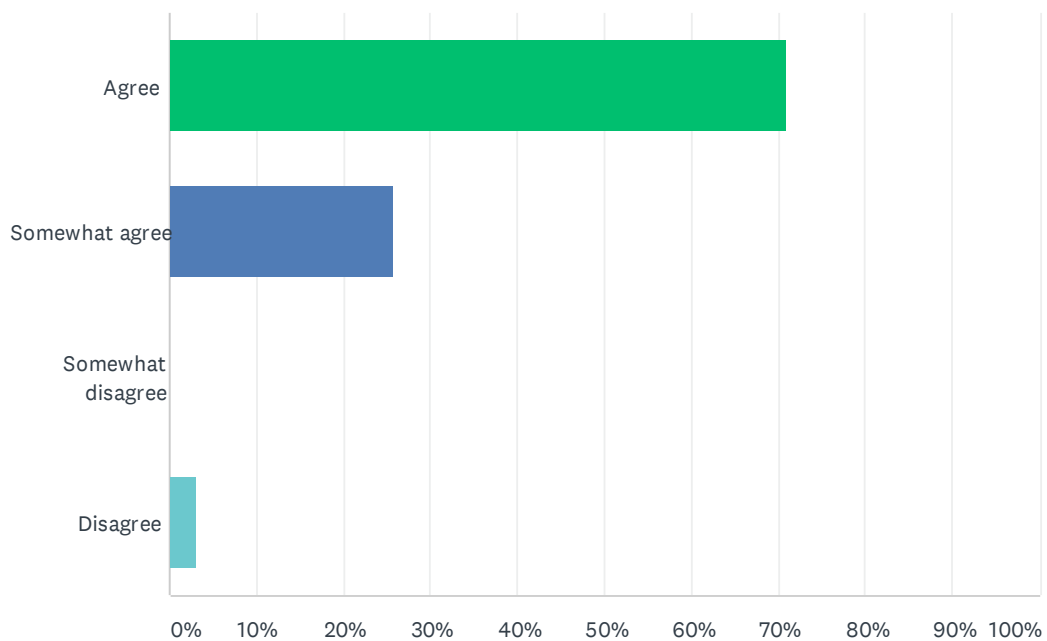
SC/SVNTP 2019-20 ECO Annual Induction Survey - Required



| ANSWER CHOICES | RESPONSES | |
|-------------------|-----------|-----------|
| Agree | 77.42% | 24 |
| Somewhat agree | 19.35% | 6 |
| Somewhat disagree | 0.00% | 0 |
| Disagree | 3.23% | 1 |
| TOTAL | | 31 |

Q26 7. Reflecting on video observations influences my teaching practice.

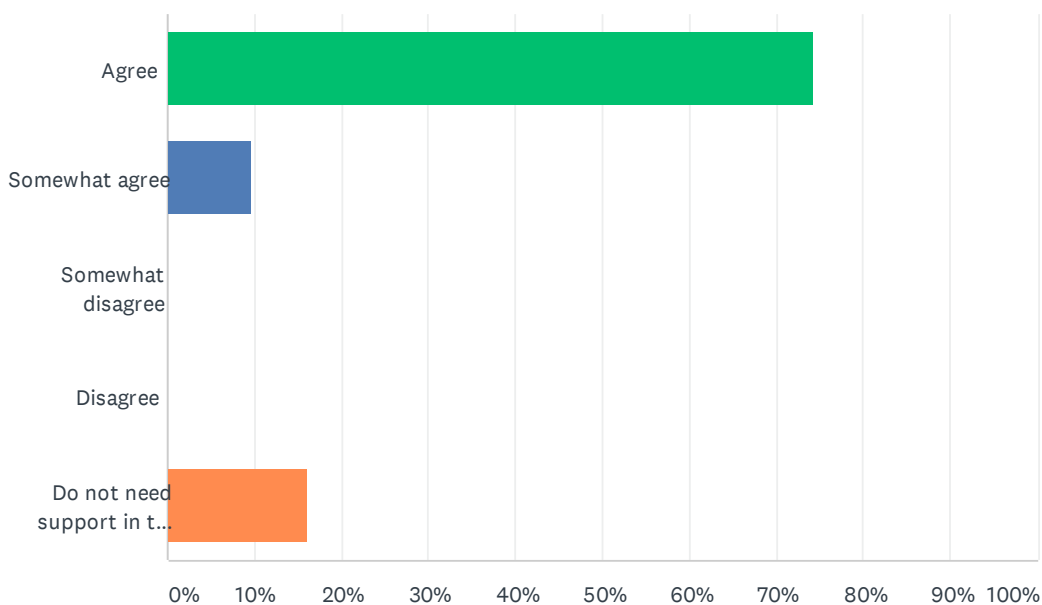
Answered: 31 Skipped: 0



| ANSWER CHOICES | RESPONSES | |
|-------------------|-----------|----|
| Agree | 70.97% | 22 |
| Somewhat agree | 25.81% | 8 |
| Somewhat disagree | 0.00% | 0 |
| Disagree | 3.23% | 1 |
| TOTAL | | 31 |

Q27 1. My mentor supports me in effectively communicating with my site administrator.

Answered: 31 Skipped: 0

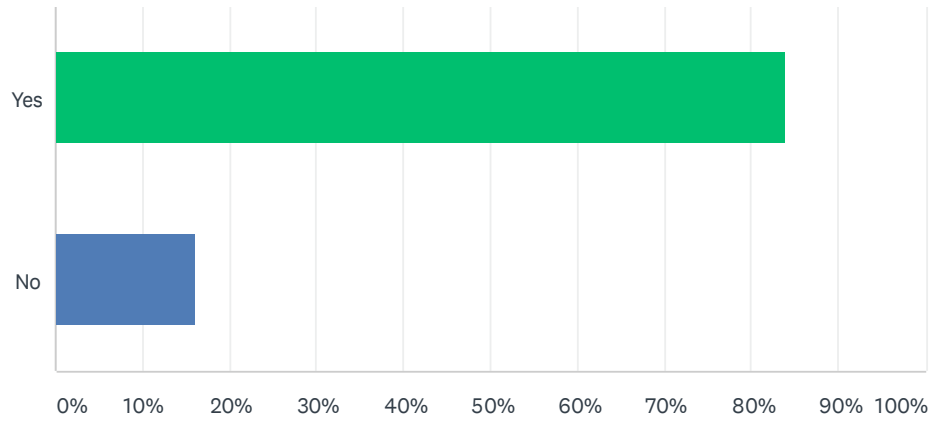


| ANSWER CHOICES | RESPONSES | |
|----------------------------------|-----------|----|
| Agree | 74.19% | 23 |
| Somewhat agree | 9.68% | 3 |
| Somewhat disagree | 0.00% | 0 |
| Disagree | 0.00% | 0 |
| Do not need support in this area | 16.13% | 5 |
| TOTAL | | 31 |

Q28 2. My mentor met with my administrator and me at least once during the year.

Answered: 31 Skipped: 0

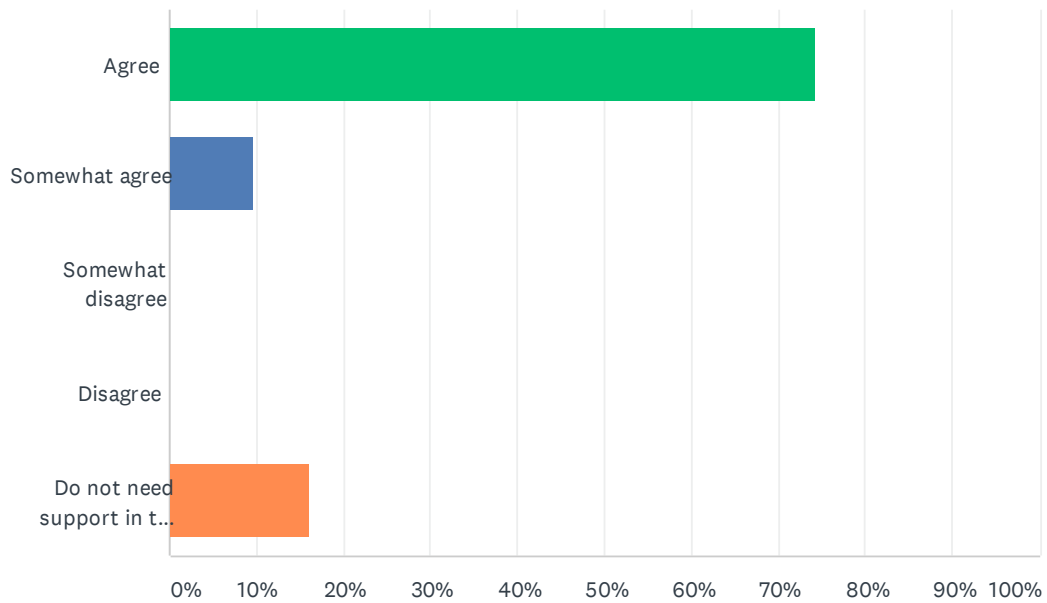
SC/SVNTP 2019-20 ECO Annual Induction Survey - Required



| ANSWER CHOICES | RESPONSES | |
|----------------|-----------|----|
| Yes | 83.87% | 26 |
| No | 16.13% | 5 |
| TOTAL | | 31 |

Q29 3. My mentor effectively helps me develop positive and collaborative relationships with my colleagues.

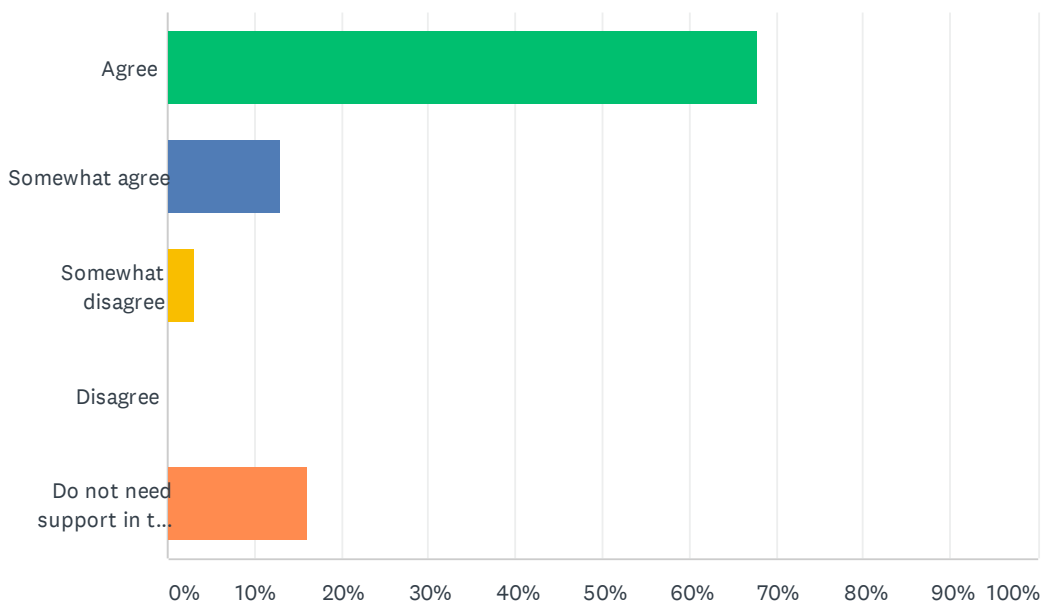
Answered: 31 Skipped: 0



| ANSWER CHOICES | RESPONSES | |
|----------------------------------|-----------|----|
| Agree | 74.19% | 23 |
| Somewhat agree | 9.68% | 3 |
| Somewhat disagree | 0.00% | 0 |
| Disagree | 0.00% | 0 |
| Do not need support in this area | 16.13% | 5 |
| TOTAL | | 31 |

Q30 4. My mentor supports me in effectively connecting with families and the community.

Answered: 31 Skipped: 0

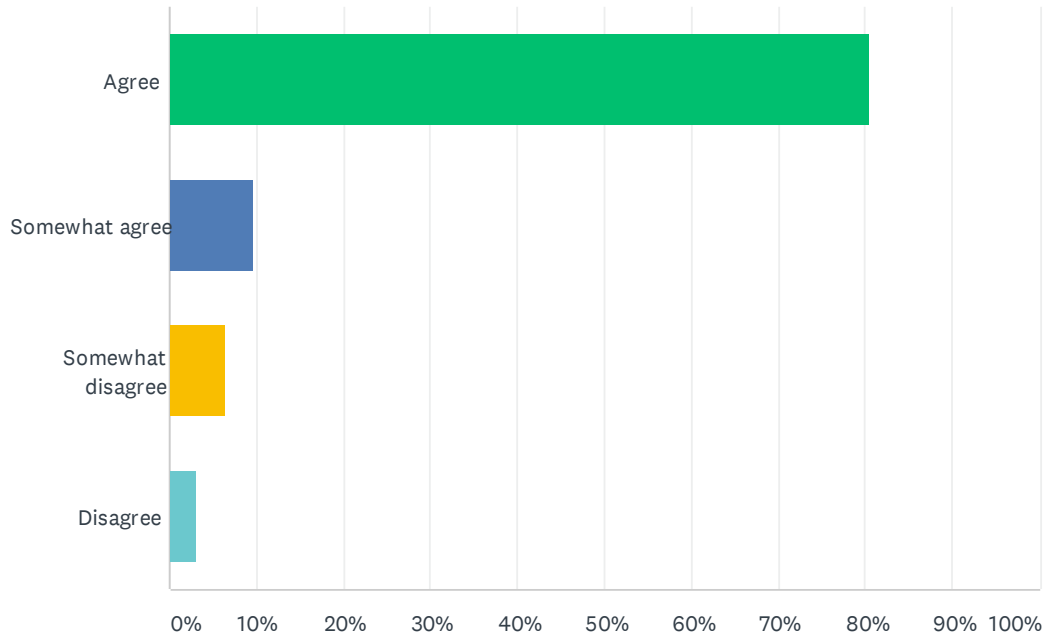


| ANSWER CHOICES | RESPONSES | |
|----------------------------------|-----------|----|
| Agree | 67.74% | 21 |
| Somewhat agree | 12.90% | 4 |
| Somewhat disagree | 3.23% | 1 |
| Disagree | 0.00% | 0 |
| Do not need support in this area | 16.13% | 5 |
| TOTAL | | 31 |

Q31 1. Overall, I feel my mentor is effective in using my Individual Learning Plan(s) (ILP[s]) to support my immediate needs.

Answered: 31 Skipped: 0

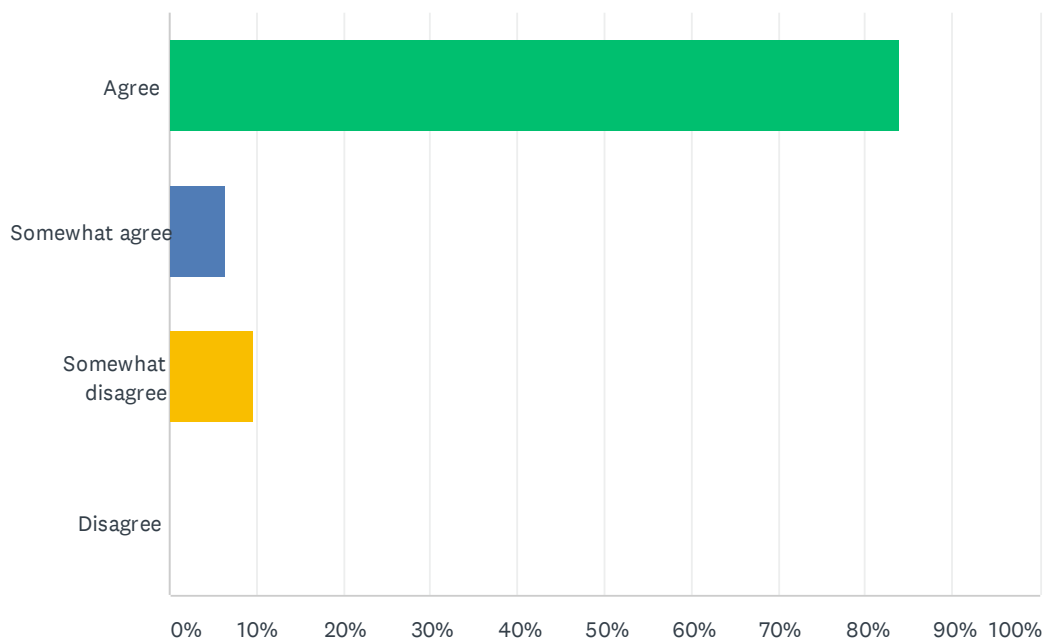
SC/SVNTP 2019-20 ECO Annual Induction Survey - Required



| ANSWER CHOICES | RESPONSES | |
|-------------------|-----------|----|
| Agree | 80.65% | 25 |
| Somewhat agree | 9.68% | 3 |
| Somewhat disagree | 6.45% | 2 |
| Disagree | 3.23% | 1 |
| TOTAL | | 31 |

Q32 2a. Overall, my teaching improved with support from my mentor.

Answered: 31 Skipped: 0



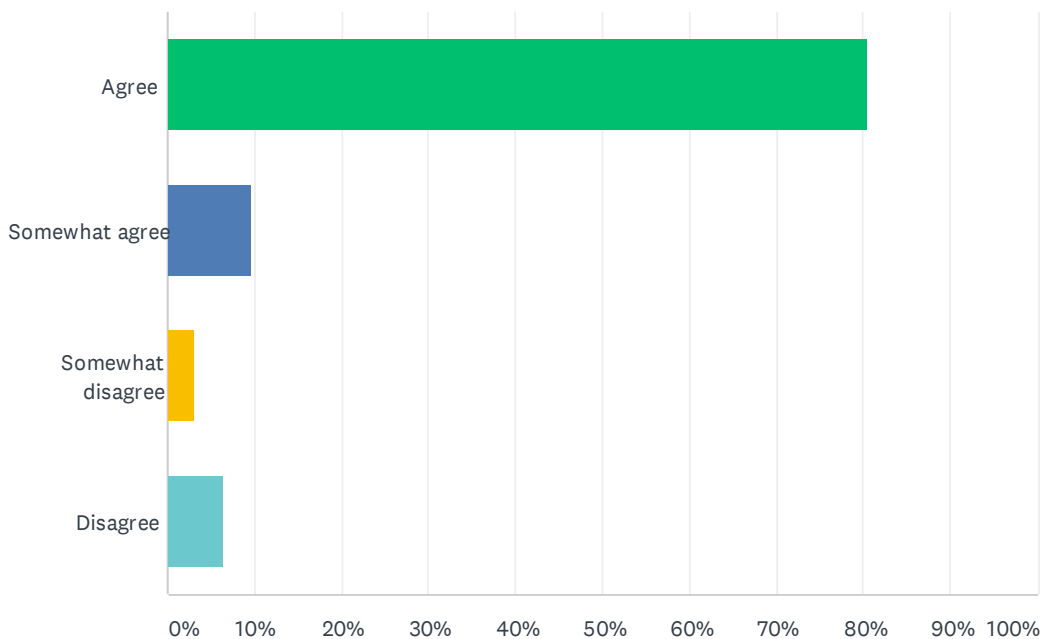
| ANSWER CHOICES | RESPONSES | |
|-------------------|-----------|----|
| Agree | 83.87% | 26 |
| Somewhat agree | 6.45% | 2 |
| Somewhat disagree | 9.68% | 3 |
| Disagree | 0.00% | 0 |
| TOTAL | | 31 |

Q33 2b. Explain, please be as specific as possible

Answered: 31 Skipped: 0

Q34 3a. Overall, student learning improved with support from my mentor.

Answered: 31 Skipped: 0



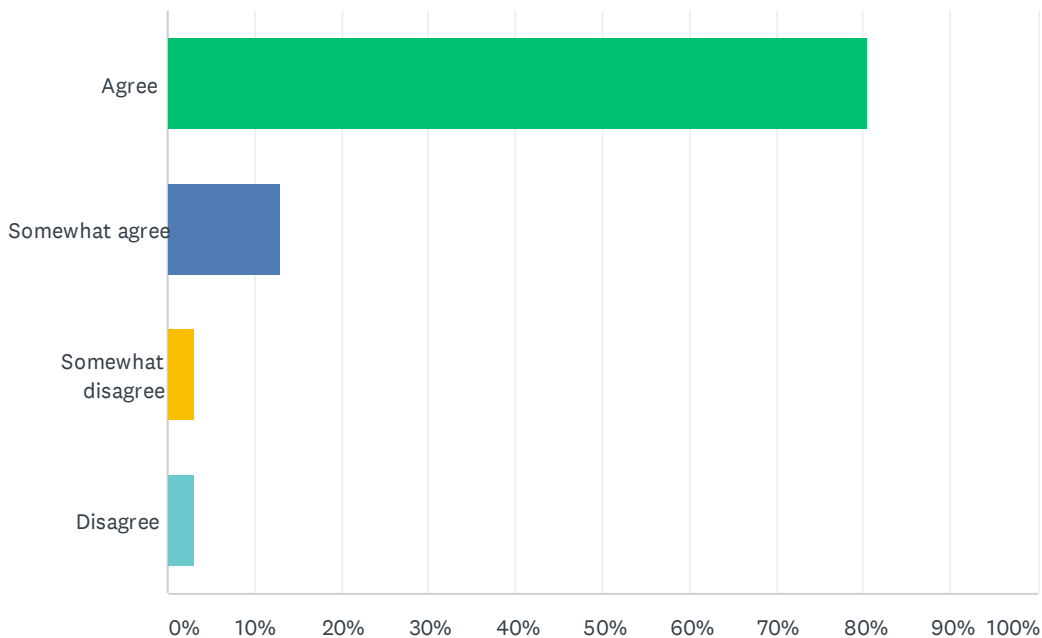
| ANSWER CHOICES | RESPONSES | |
|-------------------|-----------|----|
| Agree | 80.65% | 25 |
| Somewhat agree | 9.68% | 3 |
| Somewhat disagree | 3.23% | 1 |
| Disagree | 6.45% | 2 |
| TOTAL | | 31 |

Q35 3b. Explain (please be as specific as possible)

Answered: 31 Skipped: 0

Q36 4. My mentor asks for my feedback to ensure I am having a quality Induction experience.

Answered: 31 Skipped: 0

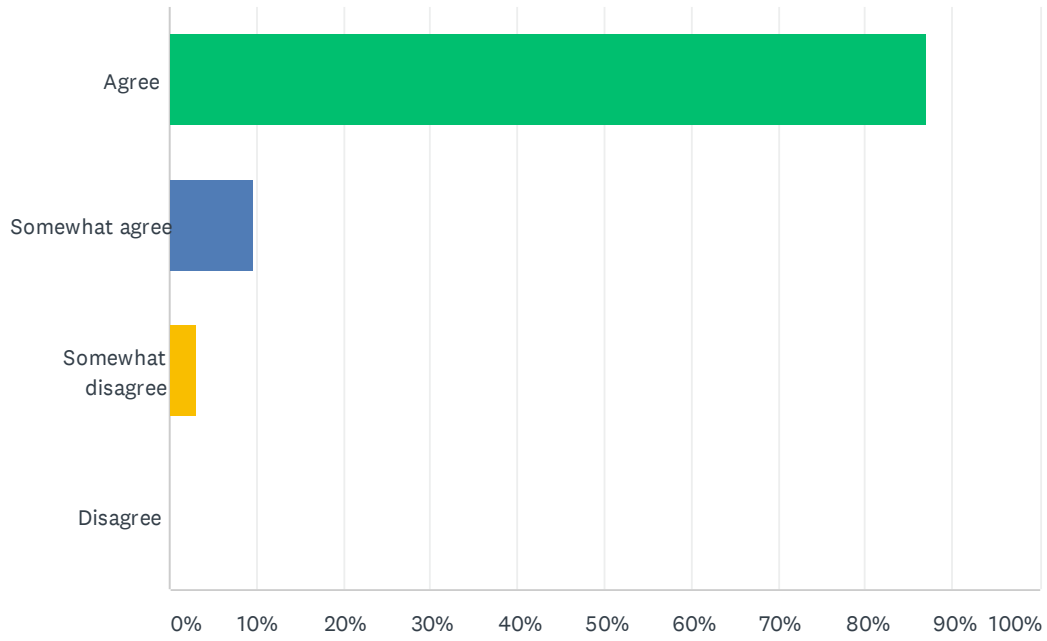


| ANSWER CHOICES | RESPONSES |
|-------------------|-----------|
| Agree | 80.65% 25 |
| Somewhat agree | 12.90% 4 |
| Somewhat disagree | 3.23% 1 |
| Disagree | 3.23% 1 |
| TOTAL | 31 |

Q37 5. Overall I am satisfied with my Early Completion Option Induction experience this year.

Answered: 31 Skipped: 0

SC/SVNTP 2019-20 ECO Annual Induction Survey - Required

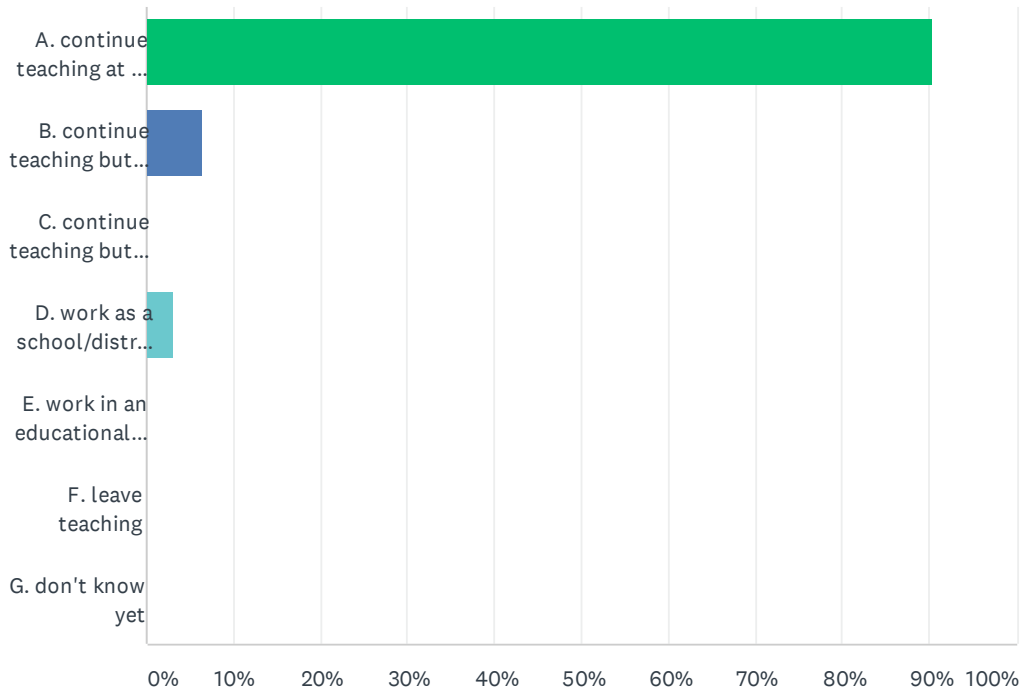


| ANSWER CHOICES | RESPONSES | |
|-------------------|-----------|----|
| Agree | 87.10% | 27 |
| Somewhat agree | 9.68% | 3 |
| Somewhat disagree | 3.23% | 1 |
| Disagree | 0.00% | 0 |
| TOTAL | | 31 |

Q38 1. What are your professional plans next year?

Answered: 31 Skipped: 0

SC/SVNTP 2019-20 ECO Annual Induction Survey - Required



| ANSWER CHOICES | RESPONSES | |
|---|-----------|-----------|
| A. continue teaching at the same school/district/charter | 90.32% | 28 |
| B. continue teaching but in a different school/district/charter within the county | 6.45% | 2 |
| C. continue teaching but leave the area | 0.00% | 0 |
| D. work as a school/district administrator, mentor or coach | 3.23% | 1 |
| E. work in an educational role outside of schools/districts | 0.00% | 0 |
| F. leave teaching | 0.00% | 0 |
| G. don't know yet | 0.00% | 0 |
| TOTAL | | 31 |

Q39 1. Please describe the most valuable features of your Induction program. Why were these features so valuable?

Answered: 31 Skipped: 0

Q40 2. What feedback would you like to give your mentor?

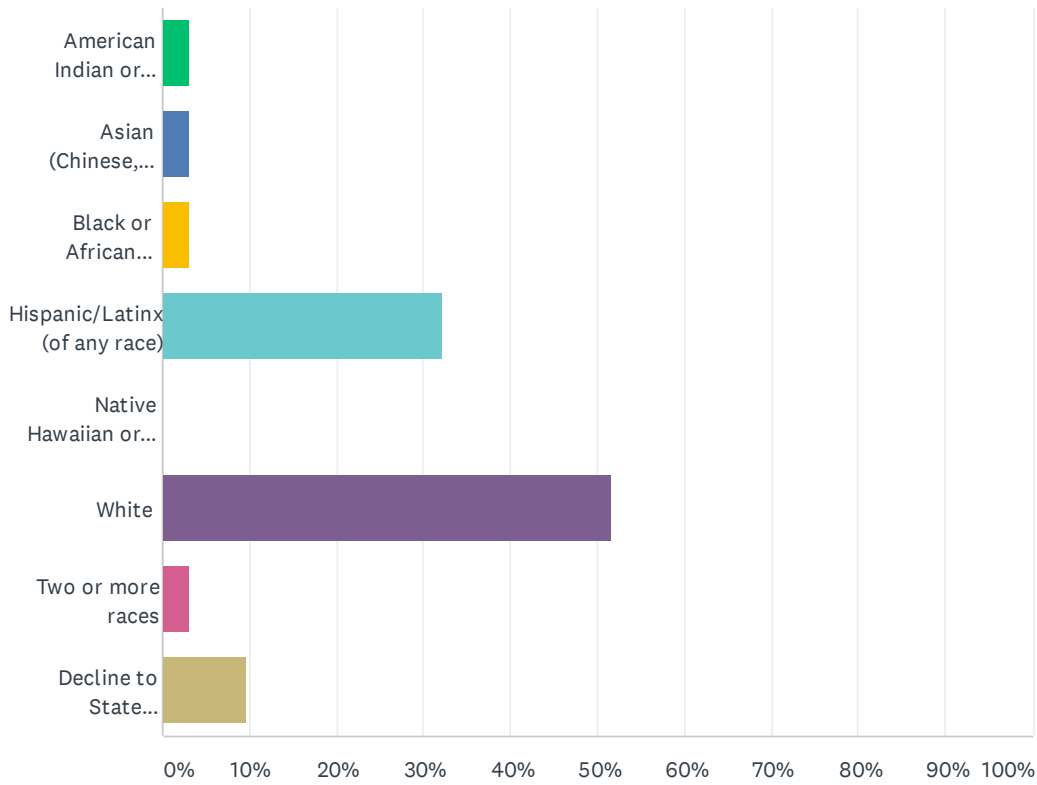
Answered: 31 Skipped: 0

Q41 3. What feedback would you like to give about the Induction program overall?

Answered: 31 Skipped: 0

Q42 1. With which race/ethnicity do you most identify? (Select all that apply)

Answered: 31 Skipped: 0

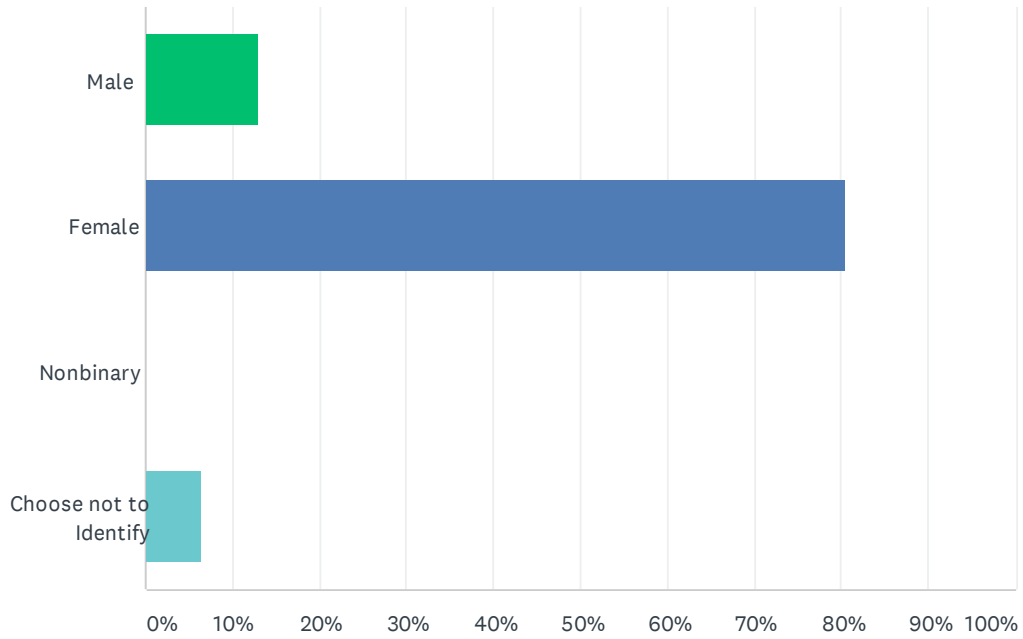


| ANSWER CHOICES | RESPONSES | |
|---|-----------|----|
| American Indian or Alaska Native | 3.23% | 1 |
| Asian (Chinese, Japanese, Korean, Vietnamese, Asian Indian, Laotian, Cambodian, Filipino, Hmong, Other Asian) | 3.23% | 1 |
| Black or African American | 3.23% | 1 |
| Hispanic/Latinx (of any race) | 32.26% | 10 |
| Native Hawaiian or Pacific Islander (Guamanian, Samoan, Tahitian, Other Pacific Islander) | 0.00% | 0 |
| White | 51.61% | 16 |
| Two or more races | 3.23% | 1 |
| Decline to State Race/Ethnicity | 9.68% | 3 |
| Total Respondents: 31 | | |

Q43 2. With which gender do you most identify?

Answered: 31 Skipped: 0

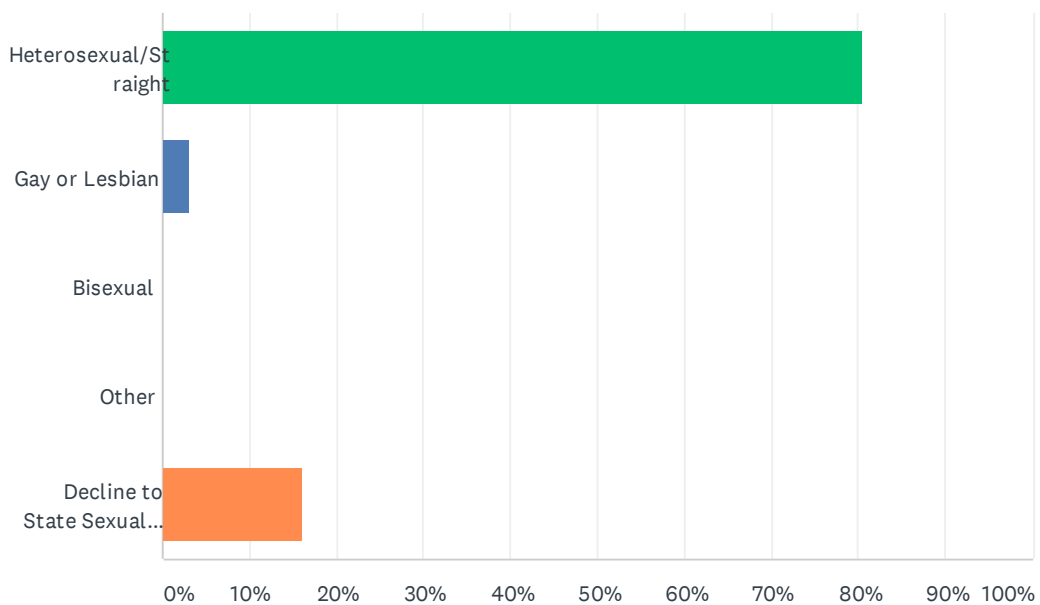
SC/SVNTP 2019-20 ECO Annual Induction Survey - Required



| ANSWER CHOICES | RESPONSES | |
|------------------------|-----------|-----------|
| Male | 12.90% | 4 |
| Female | 80.65% | 25 |
| Nonbinary | 0.00% | 0 |
| Choose not to Identify | 6.45% | 2 |
| TOTAL | | 31 |

Q44 3. Sexual Orientation

Answered: 31 Skipped: 0



SC/SVNTTP 2019-20 ECO Annual Induction Survey - Required

| ANSWER CHOICES | RESPONSES | |
|-------------------------------------|-----------|----|
| Heterosexual/Straight | 80.65% | 25 |
| Gay or Lesbian | 3.23% | 1 |
| Bisexual | 0.00% | 0 |
| Other | 0.00% | 0 |
| Decline to State Sexual Orientation | 16.13% | 5 |
| TOTAL | 31 | |